

# Program Overview

1720 Programs in Jefferson County, AR

EMSI Q3 2015 Data Set

January 2016

Institute for Economic Advancement



2801 South University Avenue  
Little Rock, Arkansas 72204

# Parameters

## Programs

1720 items selected. See Appendix A for details.

## Regions

Code	Description
5069	Jefferson County, AR

## Institution

Code	Description
107637	Southeast Arkansas College

## Completions Year

2014

## Jobs Timeframe

2010 - 2020

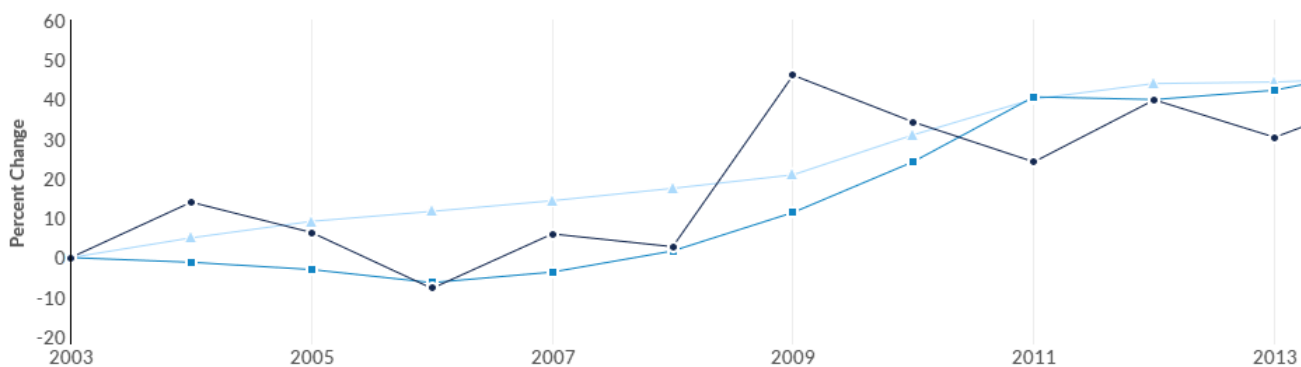
## Datarun

2015.3 - QCEW Employees, Non-QCEW Employees, and Self-Employed

# Program Summary for 1720 Programs

<p><b>5</b></p> <p>Regional Institutions</p>	<p><b>1,184</b></p> <p>Regional Program Completions (2014)</p> <p>Southeast Arkansas College Completions: 696</p>	<p><b>661</b></p> <p>Annual Openings (2014)</p>
--	---	---

## Regional Trends



Region	2003 Completions	2014 Completions	% Change
● Region	835	1,184	41.8%
■ State	29,948	44,448	48.4%
▲ Nation	3,403,592	4,952,360	45.5%

## Regional Completions by Award Level



Award Level	Completions (2014)	Percent
Award of less than 1 academic year	227	19.2%
Award of at least 1 but less than 2 academic years	217	18.3%
Associates degree	252	21.3%
Award of at least 2 but less than 4 academic years	33	2.8%
Bachelors degree	429	36.2%
Masters degree	26	2.2%
Postbaccalaureate certificate	0	0.0%
Post-masters certificate	0	0.0%
Doctors degree	0	0.0%

## Regional Completions by Institution

Institution	Certificates (2014)	Degrees (2014)	Total Completions (2014)
University of Arkansas at Pine Bluff	0	455	455
Southeast Arkansas College	444	252	696
Jefferson Regional Medical Center School of Nursing	33	0	33
De Luxe Beauty School	0	0	0
Arthur's Beauty School Inc-Pine Bluff	0	0	0

## Similar Programs

No similar programs were found in this region.

## Target Occupations

<p><b>26,688</b> Jobs (2015) 3% <b>below</b> National average</p>	<p><b>-19.7%</b> % Change (2010-2020) Nation: <b>+13.2%</b></p>	<p><b>\$17.45/hr</b> Median Hourly Earnings Nation: \$21.23/hr</p>
---	---	--

Occupation	2010 Jobs	Annual Openings	Median Hourly Earnings	Growth (2010 - 2020)	Location Quotient (2010)
Correctional Officers and Jailers	1,208	29	\$16.97/hr	-13.58%	10.56
Cashiers	876	34	\$8.87/hr	-26.26%	1.09
Office Clerks, General	873	16	\$10.71/hr	-22.45%	1.13
Retail Salespersons	835	30	\$9.48/hr	-11.62%	0.76
Secretaries and Administrative Assistants, Except Legal, Medical, and Executive	752	8	\$12.04/hr	-20.08%	1.22
Registered Nurses	746	15	\$24.42/hr	-16.76%	1.15
Combined Food Preparation and Serving Workers, Including Fast Food	721	25	\$8.58/hr	-14.42%	1.07
Nursing Assistants	655	12	\$11.03/hr	-21.53%	1.86
Personal Care Aides	552	25	\$8.16/hr	+27.54%	1.63
Postsecondary Teachers	505	8	\$24.12/hr	-9.90%	1.43
Licensed Practical and Licensed Vocational Nurses	443	10	\$16.76/hr	-16.70%	2.63
Maintenance and Repair Workers, General	424	7	\$16.43/hr	-21.23%	1.28
Teacher Assistants	404	11	\$8.77/hr	-16.83%	1.30
Construction Laborers	402	5	\$11.57/hr	-59.70%	1.44
General and Operations Managers	398	6	\$27.54/hr	-24.62%	0.82
Home Health Aides	380	23	\$8.62/hr	+26.05%	1.99
Heavy and Tractor-Trailer Truck Drivers	369	7	\$15.48/hr	-18.16%	0.88
Elementary School Teachers, Except Special Education	359	13	\$20.83/hr	-8.91%	1.09
Military occupations	352	8	\$18.14/hr	-9.38%	0.68
First-Line Supervisors of Retail Sales Workers	351	12	\$13.43/hr	-7.41%	1.02
First-Line Supervisors of Office and Administrative Support Workers	337	8	\$20.08/hr	-13.06%	1.00
Childcare Workers	308	11	\$6.91/hr	-31.82%	0.91

Occupation	2010 Jobs	Annual Openings	Median Hourly Earnings	Growth (2010 - 2020)	Location Quotient (2010)
Cooks, Fast Food	306	6	\$8.44/hr	-20.92%	2.59
Stock Clerks and Order Fillers	299	9	\$10.29/hr	-20.40%	0.66
First-Line Supervisors of Production and Operating Workers	290	5	\$22.93/hr	-28.97%	2.03
Bookkeeping, Accounting, and Auditing Clerks	286	2	\$15.29/hr	-23.08%	0.70
Sales Representatives, Wholesale and Manufacturing, Except Technical and Scientific Products	279	5	\$16.87/hr	-32.97%	0.82
Meat, Poultry, and Fish Cutters and Trimmers	274	8	\$11.31/hr	-31.39%	7.22
Secondary School Teachers, Except Special and Career/Technical Education	265	11	\$20.18/hr	-12.08%	1.11
Industrial Truck and Tractor Operators	261	9	\$12.40/hr	-13.79%	2.13
Customer Service Representatives	253	6	\$13.81/hr	-21.34%	0.43
Middle School Teachers, Except Special and Career/Technical Education	250	8	\$21.81/hr	-10.40%	1.64
First-Line Supervisors of Food Preparation and Serving Workers	237	6	\$10.63/hr	-15.61%	1.22
Industrial Machinery Mechanics	236	9	\$31.55/hr	-3.39%	3.35
Security Guards	227	3	\$11.00/hr	-37.44%	0.87
Inspectors, Testers, Sorters, Samplers, and Weighers	224	7	\$13.09/hr	-20.09%	1.97
Business Operations Specialists, All Other	210	2	\$32.36/hr	-29.52%	0.91
Food Preparation Workers	210	5	\$8.68/hr	-25.71%	1.06
Waiters and Waitresses	208	9	\$8.69/hr	-24.52%	0.38
Landscaping and Groundskeeping Workers	207	9	\$9.26/hr	+6.28%	0.73
Police and Sheriff's Patrol Officers	204	6	\$21.15/hr	-6.86%	1.19
Carpenters	194	2	\$13.61/hr	-50.00%	0.79
Farmers, Ranchers, and Other Agricultural Managers	183	7	\$15.90/hr	-21.86%	1.37
First-Line Supervisors of Construction Trades and Extraction Workers	182	1	\$22.27/hr	-52.20%	1.22
Light Truck or Delivery Services Drivers	181	3	\$10.81/hr	-23.20%	0.93
Automotive Service Technicians and Mechanics	179	5	\$12.92/hr	-24.02%	1.03
Hairdressers, Hairstylists, and Cosmetologists	176	12	\$9.45/hr	+31.82%	1.15
Cooks, Institution and Cafeteria	172	3	\$8.69/hr	-22.09%	1.70

Occupation	2010 Jobs	Annual Openings	Median Hourly Earnings	Growth (2010 - 2020)	Location Quotient (2010)
Operating Engineers and Other Construction Equipment Operators	171	2	\$16.81/hr	-73.68%	1.99
Receptionists and Information Clerks	170	4	\$10.17/hr	-24.12%	0.70
Tellers	167	8	\$12.00/hr	-1.80%	1.27
Accountants and Auditors	146	4	\$28.45/hr	-23.97%	0.47
Welders, Cutters, Solderers, and Brazers	136	6	\$17.20/hr	-10.29%	1.56
Pharmacy Technicians	135	1	\$12.48/hr	-32.59%	1.54
Electricians	131	7	\$26.90/hr	+12.98%	0.88
First-Line Supervisors of Mechanics, Installers, and Repairers	131	3	\$23.93/hr	-21.37%	1.26
Cooks, Restaurant	130	4	\$8.80/hr	-13.85%	0.53
Shipping, Receiving, and Traffic Clerks	129	3	\$13.89/hr	-29.46%	0.83
Bus Drivers, School or Special Client	128	3	\$8.29/hr	-14.06%	1.06
Insurance Sales Agents	126	5	\$13.94/hr	-64.29%	0.77
Managers, All Other	125	3	\$33.08/hr	-24.80%	0.77
Machinists	120	7	\$19.67/hr	-1.67%	1.40
Slaughterers and Meat Packers	111	4	\$13.30/hr	-37.84%	5.13
Adult Basic and Secondary Education and Literacy Teachers and Instructors	110	2	\$26.29/hr	-14.55%	6.17
Medical Assistants	107	2	\$13.36/hr	-25.23%	0.78
Family and General Practitioners	106	2	\$91.13/hr	-29.25%	3.13
Social and Human Service Assistants	105	3	\$11.26/hr	-9.52%	1.23
Substitute Teachers	103	3	\$12.30/hr	-14.56%	0.68
Billing and Posting Clerks	101	2	\$13.76/hr	-21.78%	0.86
Preschool Teachers, Except Special Education	101	3	\$13.20/hr	-28.71%	0.93
Pharmacists	99	2	\$53.64/hr	-31.31%	1.41
Counter and Rental Clerks	98	2	\$8.88/hr	-21.43%	0.94
Management Analysts	97	1	\$31.82/hr	-28.87%	0.55
Computer User Support Specialists	92	2	\$16.08/hr	-16.30%	0.65
Human Resources Specialists	91	2	\$20.51/hr	-17.58%	0.82
Postal Service Mail Carriers	88	2	\$28.27/hr	-36.36%	1.10



Occupation	2010 Jobs	Annual Openings	Median Hourly Earnings	Growth (2010 - 2020)	Location Quotient (2010)
Graders and Sorters, Agricultural Products	88	2	\$8.83/hr	-25.00%	6.40
Laundry and Dry-Cleaning Workers	86	2	\$8.72/hr	-24.42%	1.62
Executive Secretaries and Executive Administrative Assistants	85	1	\$20.15/hr	-31.76%	0.46
Plumbers, Pipefitters, and Steamfitters	83	1	\$16.92/hr	-36.14%	0.84
Education Administrators, Elementary and Secondary School	82	3	\$35.11/hr	-12.20%	1.41
Firefighters	82	2	\$20.85/hr	-7.32%	1.03
Medical and Health Services Managers	79	2	\$37.31/hr	-18.99%	1.05
Installation, Maintenance, and Repair Workers, All Other	79	2	\$18.36/hr	-12.66%	1.92
Office and Administrative Support Workers, All Other	78	2	\$10.22/hr	-17.95%	0.98
Food Scientists and Technologists	77	2	\$39.97/hr	-31.17%	21.80
Lawyers	77	1	\$34.28/hr	-28.57%	0.39
Compliance Officers	76	1	\$31.17/hr	-26.32%	1.21
Sales Representatives, Services, All Other	75	2	\$15.71/hr	-22.67%	0.36
Coaches and Scouts	74	3	\$27.71/hr	-13.51%	1.32
Construction Managers	74	1	\$21.57/hr	-63.51%	0.78
Kindergarten Teachers, Except Special Education	74	3	\$20.25/hr	-12.16%	1.92
Taxi Drivers and Chauffeurs	72	4	\$8.70/hr	+1.39%	1.28
Hotel, Motel, and Resort Desk Clerks	72	3	\$8.41/hr	-26.39%	1.32
Clergy	72	2	\$18.60/hr	-36.11%	1.20
Medical Secretaries	71	1	\$11.53/hr	-12.68%	0.60
Child, Family, and School Social Workers	71	2	\$15.79/hr	-14.08%	0.93
Sales Representatives, Wholesale and Manufacturing, Technical and Scientific Products	70	1	\$24.73/hr	-80.00%	0.85
Industrial Production Managers	69	1	\$44.81/hr	-27.54%	1.74
Probation Officers and Correctional Treatment Specialists	69	2	\$18.35/hr	-17.39%	2.97
Physicians and Surgeons, All Other	69	1	\$98.57/hr	-30.43%	0.83
Agricultural Inspectors	67	2	\$19.14/hr	-16.42%	17.18
Financial Managers	67	1	\$41.70/hr	-17.91%	0.52
Counter Attendants, Cafeteria, Food Concession, and Coffee Shop	66	4	\$9.01/hr	-22.73%	0.60

Occupation	2010 Jobs	Annual Openings	Median Hourly Earnings	Growth (2010 - 2020)	Location Quotient (2010)
Dental Assistants	64	2	\$13.12/hr	+1.56%	0.87
Eligibility Interviewers, Government Programs	63	1	\$16.38/hr	-9.52%	1.96
Educational, Guidance, School, and Vocational Counselors	62	2	\$24.96/hr	-12.90%	1.02
Purchasing Agents, Except Wholesale, Retail, and Farm Products	62	1	\$26.73/hr	-32.26%	0.87
Painters, Construction and Maintenance	61	1	\$13.37/hr	-31.15%	0.62
Labor Relations Specialists	60	1	\$14.18/hr	-41.67%	2.95
Railroad Conductors and Yardmasters	60	2	\$18.87/hr	-23.33%	5.68
Training and Development Specialists	59	1	\$20.46/hr	-23.73%	1.04
Chemical Equipment Operators and Tenders	59	3	\$19.33/hr	-18.64%	3.68
Information and Record Clerks, All Other	58	1	\$15.99/hr	-34.48%	1.15
Bus and Truck Mechanics and Diesel Engine Specialists	56	1	\$17.46/hr	-21.43%	0.94
Chief Executives	56	1	\$69.61/hr	-25.00%	0.79
Driver/Sales Workers	56	1	\$12.80/hr	-21.43%	0.58
Food Servers, Nonrestaurant	55	1	\$9.53/hr	-23.64%	0.96
Heating, Air Conditioning, and Refrigeration Mechanics and Installers	55	1	\$17.37/hr	-32.73%	0.79
Social and Community Service Managers	54	1	\$22.12/hr	-12.96%	1.70
Sales Managers	54	1	\$29.13/hr	-27.78%	0.63
Production, Planning, and Expediting Clerks	54	1	\$19.82/hr	-25.93%	0.76
Claims Adjusters, Examiners, and Investigators	54	2	\$30.15/hr	-5.56%	0.80
Food Batchmakers	53	1	\$14.73/hr	-37.74%	1.86
Medical Scientists, Except Epidemiologists	53	1	\$53.30/hr	-39.62%	2.14
Parts Salespersons	52	2	\$10.16/hr	-11.54%	1.00
Administrative Services Managers	52	1	\$29.34/hr	-23.08%	0.80
Transportation, Storage, and Distribution Managers	51	1	\$37.08/hr	-17.65%	2.00
Highway Maintenance Workers	50	1	\$13.14/hr	-14.00%	1.34
Teachers and Instructors, All Other	47	1	\$19.16/hr	-17.02%	0.59
Bill and Account Collectors	46	1	\$13.48/hr	-19.57%	0.55
Recreation Workers	46	1	\$9.74/hr	-19.57%	0.55
Paving, Surfacing, and Tamping Equipment Operators	46	1	\$14.60/hr	-32.61%	3.45

Occupation	2010 Jobs	Annual Openings	Median Hourly Earnings	Growth (2010 - 2020)	Location Quotient (2010)
Social Scientists and Related Workers, All Other	45	1	\$38.75/hr	-17.78%	5.10
Loan Officers	45	1	\$25.91/hr	+4.44%	0.62
First-Line Supervisors of Non-Retail Sales Workers	45	1	\$19.39/hr	-31.11%	0.53
Electrical Power-Line Installers and Repairers	45	1	\$34.61/hr	-31.11%	1.65
First-Line Supervisors of Transportation and Material-Moving Machine and Vehicle Operators	44	1	\$21.20/hr	-22.73%	0.97
First-Line Supervisors of Correctional Officers	44	1	\$24.81/hr	-13.64%	3.67
Data Entry Keyers	43	0	\$13.63/hr	-34.88%	0.76
Sewing Machine Operators	42	1	\$11.55/hr	-45.24%	1.06
Industrial Engineers	42	1	\$38.35/hr	-21.43%	0.77
Civil Engineers	42	1	\$43.29/hr	-38.10%	0.64
Education Administrators, Postsecondary	42	1	\$26.92/hr	-9.52%	1.34
Radiologic Technologists	41	1	\$20.11/hr	-21.95%	0.89
First-Line Supervisors of Personal Service Workers	41	1	\$11.53/hr	-21.95%	0.85
Library Assistants, Clerical	41	2	\$10.93/hr	-2.44%	1.37
Court, Municipal, and License Clerks	41	1	\$13.56/hr	-4.88%	1.22
Medical Records and Health Information Technicians	41	1	\$13.50/hr	-24.39%	0.93
Computer Occupations, All Other	41	1	\$32.34/hr	-43.90%	0.73
Legal Secretaries	40	0	\$16.12/hr	-25.00%	0.74
Butchers and Meat Cutters	40	1	\$14.69/hr	-25.00%	1.24
Self-Enrichment Education Teachers	40	1	\$15.55/hr	-30.00%	0.47
Real Estate Sales Agents	39	1	\$12.39/hr	-7.69%	0.37
Computer Systems Analysts	39	1	\$30.53/hr	-15.38%	0.32
Food Service Managers	38	3	\$9.87/hr	+47.37%	0.58
Farm and Home Management Advisors	38	0	\$20.92/hr	-7.89%	15.56
Payroll and Timekeeping Clerks	38	1	\$16.85/hr	-21.05%	0.94
Chemists	38	1	\$49.92/hr	-36.84%	1.81
Directors, Religious Activities and Education	37	1	\$16.99/hr	-37.84%	1.15
First-Line Supervisors of Housekeeping and Janitorial Workers	37	2	\$12.67/hr	0.00%	0.77

Occupation	2010 Jobs	Annual Openings	Median Hourly Earnings	Growth (2010 - 2020)	Location Quotient (2010)
Mixing and Blending Machine Setters, Operators, and Tenders	37	1	\$18.69/hr	-21.62%	1.24
Network and Computer Systems Administrators	36	1	\$29.86/hr	-25.00%	0.41
Medical and Clinical Laboratory Technologists	35	1	\$21.05/hr	-22.86%	0.89
Healthcare Social Workers	35	1	\$22.46/hr	-14.29%	0.99
Tax Examiners and Collectors, and Revenue Agents	35	1	\$22.05/hr	-25.71%	1.95
Printing Press Operators	34	Insf. Data	\$16.67/hr	Insf. Data	0.76
Chemical Technicians	34	1	\$24.55/hr	-32.35%	2.30
Drywall and Ceiling Tile Installers	34	Insf. Data	\$13.14/hr	Insf. Data	1.22
Paralegals and Legal Assistants	34	1	\$15.82/hr	-20.59%	0.50
Mechanical Engineers	33	1	\$37.89/hr	-27.27%	0.53
Cutting, Punching, and Press Machine Setters, Operators, and Tenders, Metal and Plastic	33	1	\$14.72/hr	-3.03%	0.76
Human Resources Assistants, Except Payroll and Timekeeping	33	1	\$14.55/hr	-27.27%	0.94
Electrical Engineers	32	1	\$42.88/hr	-28.13%	0.77
Procurement Clerks	32	1	\$21.09/hr	-25.00%	1.82
Detectives and Criminal Investigators	32	1	\$24.58/hr	-28.13%	1.08
First-Line Supervisors of Landscaping, Lawn Service, and Groundskeeping Workers	32	0	\$12.87/hr	-18.75%	0.88
Special Education Teachers, Kindergarten and Elementary School	32	1	\$20.32/hr	-15.63%	0.65
Market Research Analysts and Marketing Specialists	31	0	\$29.24/hr	-25.81%	0.30
Interviewers, Except Eligibility and Loan	31	1	\$13.52/hr	-25.81%	0.60
Rail-Track Laying and Maintenance Equipment Operators	31	0	\$25.57/hr	-61.29%	8.75
Librarians	31	1	\$25.31/hr	-12.90%	0.95
Stationary Engineers and Boiler Operators	30	1	\$26.46/hr	-16.67%	3.34
Special Education Teachers, Secondary School	30	1	\$22.94/hr	-13.33%	0.92
Barbers	30	4	\$8.53/hr	+56.67%	1.87
Musicians and Singers	30	1	\$20.20/hr	-23.33%	0.70
Biological Technicians	30	1	\$27.22/hr	-33.33%	1.68

Occupation	2010 Jobs	Annual Openings	Median Hourly Earnings	Growth (2010 - 2020)	Location Quotient (2010)
Conservation Scientists	30	1	\$40.51/hr	-20.00%	5.32
Railroad Brake, Signal, and Switch Operators	30	1	\$22.56/hr	-23.33%	5.88
Engineers, All Other	29	1	\$37.68/hr	-27.59%	0.87
Logisticians	29	0	\$32.08/hr	-24.14%	1.01
Software Developers, Applications	29	1	\$35.94/hr	-34.48%	0.19
Tire Repairers and Changers	29	1	\$10.52/hr	-13.79%	1.23
Bartenders	28	1	\$8.22/hr	-42.86%	0.22
Bus Drivers, Transit and Intercity	28	Insf. Data	Insf. Data	Insf. Data	0.71
Instructional Coordinators	28	1	\$29.05/hr	-14.29%	0.84
Mobile Heavy Equipment Mechanics, Except Engines	28	1	\$19.99/hr	-57.14%	0.94
Medical and Clinical Laboratory Technicians	28	1	\$12.75/hr	-17.86%	0.76
Maintenance Workers, Machinery	28	1	\$22.08/hr	-21.43%	1.36
Respiratory Therapists	28	1	\$21.78/hr	-17.86%	0.97
Dishwashers	27	1	\$8.18/hr	-29.63%	0.24
Pest Control Workers	27	1	\$13.54/hr	-29.63%	1.59
Social Workers, All Other	27	1	\$19.73/hr	-22.22%	1.63
Physical Therapists	26	1	\$36.15/hr	-3.85%	0.55
Budget Analysts	26	1	\$25.36/hr	-15.38%	1.83
Emergency Medical Technicians and Paramedics	26	1	\$12.30/hr	+11.54%	0.47
Water and Wastewater Treatment Plant and System Operators	26	1	\$18.08/hr	-7.69%	0.92
Securities, Commodities, and Financial Services Sales Agents	26	1	\$30.44/hr	-11.54%	0.30
Dining Room and Cafeteria Attendants and Bartender Helpers	26	1	\$8.93/hr	-26.92%	0.28
Personal Financial Advisors	26	1	\$28.90/hr	+3.85%	0.46
Nonfarm Animal Caretakers	25	1	\$9.86/hr	-24.00%	0.53
Cost Estimators	25	1	\$27.10/hr	-56.00%	0.52
Computer and Information Systems Managers	25	0	\$41.43/hr	-28.00%	0.33
Speech-Language Pathologists	25	1	\$28.99/hr	-12.00%	0.80
Financial Specialists, All Other	25	0	\$21.46/hr	-28.00%	0.71
Excavating and Loading Machine and Dragline Operators	24	Insf. Data	Insf. Data	Insf. Data	1.81

Occupation	2010 Jobs	Annual Openings	Median Hourly Earnings	Growth (2010 - 2020)	Location Quotient (2010)
Cement Masons and Concrete Finishers	24	Insf. Data	\$16.26/hr	Insf. Data	0.66
Graphic Designers	24	1	\$18.87/hr	-45.83%	0.37
Millwrights	24	1	\$25.29/hr	-12.50%	2.68
Rail Car Repairers	23	1	\$25.93/hr	-4.35%	4.95
Biological Scientists, All Other	23	1	\$43.90/hr	-26.09%	2.68
Career/Technical Education Teachers, Secondary School	23	1	\$21.05/hr	-17.39%	1.16
Order Clerks	23	1	\$12.88/hr	-47.83%	0.50
Health Technologists and Technicians, All Other	23	0	\$17.24/hr	-17.39%	0.96
Forest and Conservation Technicians	23	1	\$27.22/hr	-26.09%	2.67
Music Directors and Composers	23	1	\$24.22/hr	-26.09%	1.30
Wholesale and Retail Buyers, Except Farm Products	22	1	\$19.31/hr	-13.64%	0.80
Zoologists and Wildlife Biologists	22	1	\$40.46/hr	-18.18%	4.51
Surgical Technologists	22	0	\$15.39/hr	-9.09%	0.98
Pressers, Textile, Garment, and Related Materials	22	0	\$9.80/hr	-22.73%	1.79
Clinical, Counseling, and School Psychologists	22	1	\$42.71/hr	0.00%	0.61
Architectural and Engineering Managers	22	0	\$49.24/hr	-31.82%	0.51
Electrical and Electronic Equipment Assemblers	22	2	\$18.16/hr	+9.09%	0.45
Computer Programmers	22	1	\$29.42/hr	-40.91%	0.30
Nurse Practitioners	22	0	\$35.26/hr	-18.18%	0.78
Special Education Teachers, Middle School	21	1	\$21.43/hr	-14.29%	0.93
Construction and Building Inspectors	21	1	\$22.41/hr	-9.52%	0.88
Computer-Controlled Machine Tool Operators, Metal and Plastic	21	2	\$20.18/hr	-9.52%	0.68
Healthcare Support Workers, All Other	21	0	\$14.05/hr	-23.81%	0.85
Education Administrators, Preschool and Childcare Center/Program	21	1	\$15.41/hr	-33.33%	1.24
Occupational Therapists	20	0	\$36.18/hr	-10.00%	0.77
First-Line Supervisors of Helpers, Laborers, and Material Movers, Hand	20	1	\$16.45/hr	-30.00%	0.52
Structural Iron and Steel Workers	20	Insf. Data	\$18.10/hr	Insf. Data	1.39

Occupation	2010 Jobs	Annual Openings	Median Hourly Earnings	Growth (2010 - 2020)	Location Quotient (2010)
Natural Sciences Managers	20	0	\$42.77/hr	-40.00%	1.53
Public Relations Specialists	20	0	\$23.84/hr	-30.00%	0.38
Property, Real Estate, and Community Association Managers	20	1	\$14.50/hr	-10.00%	0.33
Roofers	20	Insf. Data	\$12.14/hr	Insf. Data	0.56
Electrical and Electronics Engineering Technicians	19	0	\$28.58/hr	-26.32%	0.57
Coil Winders, Tapers, and Finishers	19	1	\$20.41/hr	-36.84%	5.72
Loan Interviewers and Clerks	19	0	\$16.80/hr	+10.53%	0.38
File Clerks	19	0	\$12.78/hr	-26.32%	0.47
Sheet Metal Workers	19	0	\$16.20/hr	-31.58%	0.59
Occupational Health and Safety Specialists	19	0	\$26.27/hr	-26.32%	1.23
Microbiologists	19	0	\$51.30/hr	-31.58%	3.63
Floral Designers	19	1	\$11.33/hr	-42.11%	1.34
Electrical and Electronics Repairers, Commercial and Industrial Equipment	18	0	\$23.17/hr	-16.67%	1.15
Aircraft Mechanics and Service Technicians	18	1	\$23.43/hr	-16.67%	0.62
Transportation Inspectors	18	1	\$27.79/hr	-5.56%	3.00
Automotive Body and Related Repairers	18	Insf. Data	\$15.75/hr	Insf. Data	0.49
Agricultural and Food Science Technicians	18	1	\$23.65/hr	-27.78%	3.30
Environmental Scientists and Specialists, Including Health	18	0	\$37.05/hr	-27.78%	0.81
Dental Hygienists	18	1	\$23.54/hr	+11.11%	0.39
First-Line Supervisors of Police and Detectives	17	1	\$27.03/hr	-11.76%	0.66
Phlebotomists	17	1	\$11.90/hr	-17.65%	0.66
Judges, Magistrate Judges, and Magistrates	17	0	\$59.82/hr	-11.76%	2.30
Library Technicians	17	1	\$12.34/hr	-11.76%	0.58
Logging Equipment Operators	17	1	\$15.18/hr	-17.65%	1.66
Mental Health Counselors	17	1	\$18.87/hr	+17.65%	0.54
Forest and Conservation Workers	17	0	\$13.72/hr	-41.18%	4.53
Engineering Technicians, Except Drafters, All Other	16	0	\$34.55/hr	-25.00%	0.99
Helpers--Installation, Maintenance, and Repair Workers	16	0	\$12.85/hr	-18.75%	0.55
Religious Workers, All Other	16	1	\$12.72/hr	-31.25%	1.18

Occupation	2010 Jobs	Annual Openings	Median Hourly Earnings	Growth (2010 - 2020)	Location Quotient (2010)
Air Traffic Controllers	16	1	\$35.57/hr	-25.00%	2.53
Cooks, Short Order	16	0	\$8.20/hr	-31.25%	0.37
Physical Scientists, All Other	16	0	\$60.50/hr	-25.00%	2.35
Bakers	16	0	\$13.44/hr	-25.00%	0.37
Computer Network Support Specialists	16	0	\$23.28/hr	-31.25%	0.35
Dentists, General	15	1	\$50.59/hr	+46.67%	0.48
Electronics Engineers, Except Computer	15	Insf. Data	\$43.79/hr	Insf. Data	0.46
Control and Valve Installers and Repairers, Except Mechanical Door	15	0	\$24.18/hr	-20.00%	1.56
Coin, Vending, and Amusement Machine Servicers and Repairers	15	Insf. Data	\$14.40/hr	Insf. Data	1.91
Dietitians and Nutritionists	15	0	\$23.16/hr	-13.33%	0.99
Photographers	15	Insf. Data	Insf. Data	Insf. Data	0.50
Financial Analysts	15	0	\$28.78/hr	-13.33%	0.24
Pharmacy Aides	15	Insf. Data	\$9.54/hr	Insf. Data	1.44
Psychiatric Aides	15	0	\$8.86/hr	-13.33%	0.77
Mental Health and Substance Abuse Social Workers	15	1	\$17.21/hr	0.00%	0.53
Electrical and Electronics Repairers, Powerhouse, Substation, and Relay	14	0	\$39.95/hr	-28.57%	2.72
New Accounts Clerks	14	0	\$15.31/hr	-7.14%	1.07
First-Line Supervisors of Fire Fighting and Prevention Workers	14	1	\$24.10/hr	-7.14%	0.93
Structural Metal Fabricators and Fitters	14	1	\$17.78/hr	-21.43%	0.82
Administrative Law Judges, Adjudicators, and Hearing Officers	14	0	\$36.51/hr	-14.29%	3.60
Postal Service Clerks	14	Insf. Data	\$24.73/hr	Insf. Data	0.73
Manicurists and Pedicurists	14	1	\$8.66/hr	+21.43%	0.53
Multiple Machine Tool Setters, Operators, and Tenders, Metal and Plastic	14	1	\$19.03/hr	+7.14%	0.61
Sawing Machine Setters, Operators, and Tenders, Wood	14	0	\$13.00/hr	-21.43%	1.25
Protective Service Workers, All Other	14	1	\$12.02/hr	-14.29%	0.49
Pipelayers	14	Insf. Data	Insf. Data	Insf. Data	1.26



Occupation	2010 Jobs	Annual Openings	Median Hourly Earnings	Growth (2010 - 2020)	Location Quotient (2010)
Massage Therapists	14	1	\$15.20/hr	+42.86%	0.40
Morticians, Undertakers, and Funeral Directors	14	1	\$16.94/hr	-28.57%	2.03
Internists, General	14	Insf. Data	\$85.18/hr	Insf. Data	1.03
Human Resources Managers	14	1	\$36.24/hr	-14.29%	0.47
Power Plant Operators	13	Insf. Data	\$37.27/hr	Insf. Data	1.32
Food Cooking Machine Operators and Tenders	13	Insf. Data	Insf. Data	Insf. Data	1.52
Insulation Workers, Floor, Ceiling, and Wall	13	Insf. Data	Insf. Data	Insf. Data	2.28
Soil and Plant Scientists	13	Insf. Data	\$46.20/hr	Insf. Data	3.24
Woodworking Machine Setters, Operators, and Tenders, Except Sawing	13	0	\$11.73/hr	0.00%	0.81
Sales and Related Workers, All Other	13	0	\$13.69/hr	-15.38%	0.51
Life, Physical, and Social Science Technicians, All Other	13	Insf. Data	Insf. Data	Insf. Data	0.81
Psychologists, All Other	13	0	\$57.15/hr	-7.69%	2.88
Software Developers, Systems Software	13	Insf. Data	Insf. Data	Insf. Data	0.15
Industrial Engineering Technicians	13	0	\$24.24/hr	-15.38%	0.83
Computer Operators	13	Insf. Data	\$15.20/hr	Insf. Data	0.80
Helpers--Pipelayers, Plumbers, Pipefitters, and Steamfitters	13	Insf. Data	Insf. Data	Insf. Data	1.06
Brickmasons and Blockmasons	13	Insf. Data	Insf. Data	Insf. Data	0.61
Cardiovascular Technologists and Technicians	12	0	\$17.91/hr	-8.33%	1.07
Nurse Anesthetists	12	Insf. Data	\$63.60/hr	Insf. Data	1.43
Hosts and Hostesses, Restaurant, Lounge, and Coffee Shop	12	Insf. Data	\$9.12/hr	Insf. Data	0.15
Tailors, Dressmakers, and Custom Sewers	12	Insf. Data	\$10.66/hr	Insf. Data	1.09
Construction and Related Workers, All Other	12	Insf. Data	\$17.99/hr	Insf. Data	1.44
Fitness Trainers and Aerobics Instructors	12	1	\$13.98/hr	-16.67%	0.19
Tree Trimmers and Pruners	12	1	\$10.75/hr	+16.67%	0.87
Surgeons	12	Insf. Data	Insf. Data	Insf. Data	1.11
Welding, Soldering, and Brazing Machine Setters, Operators, and Tenders	12	1	\$19.05/hr	-8.33%	1.04
Word Processors and Typists	12	Insf. Data	Insf. Data	Insf. Data	0.43
Marketing Managers	12	Insf. Data	Insf. Data	Insf. Data	0.27
Funeral Attendants	12	Insf. Data	Insf. Data	Insf. Data	1.39

Occupation	2010 Jobs	Annual Openings	Median Hourly Earnings	Growth (2010 - 2020)	Location Quotient (2010)
Weighers, Measurers, Checkers, and Samplers, Recordkeeping	12	Insf. Data	Insf. Data	Insf. Data	0.73
Veterinary Assistants and Laboratory Animal Caretakers	12	Insf. Data	Insf. Data	Insf. Data	0.65
Community and Social Service Specialists, All Other	12	Insf. Data	Insf. Data	Insf. Data	0.50
Foresters	12	Insf. Data	\$38.98/hr	Insf. Data	4.66
Insurance Claims and Policy Processing Clerks	12	1	Insf. Data	-8.33%	0.20
Civil Engineering Technicians	12	Insf. Data	Insf. Data	Insf. Data	0.64
Glaziers	12	Insf. Data	Insf. Data	Insf. Data	1.12
Appraisers and Assessors of Real Estate	12	0	\$16.23/hr	-16.67%	0.53
Health Educators	12	Insf. Data	Insf. Data	Insf. Data	0.84
Diagnostic Medical Sonographers	12	0	\$25.50/hr	-8.33%	0.89
Medical Transcriptionists	11	Insf. Data	Insf. Data	Insf. Data	0.66
Opticians, Dispensing	11	0	\$14.34/hr	0.00%	0.70
Electric Motor, Power Tool, and Related Repairers	11	Insf. Data	\$21.65/hr	Insf. Data	2.63
Purchasing Managers	11	Insf. Data	Insf. Data	Insf. Data	0.68
Farm Equipment Mechanics and Service Technicians	11	1	\$16.32/hr	0.00%	1.29
Switchboard Operators, Including Answering Service	11	Insf. Data	Insf. Data	Insf. Data	0.40
Orderlies	11	Insf. Data	Insf. Data	Insf. Data	0.81
Physician Assistants	11	Insf. Data	Insf. Data	Insf. Data	0.53
Rehabilitation Counselors	11	1	Insf. Data	0.00%	0.42
Advertising Sales Agents	11	Insf. Data	Insf. Data	Insf. Data	0.25
Health Diagnosing and Treating Practitioners, All Other	11	Insf. Data	Insf. Data	Insf. Data	0.94
Special Education Teachers, All Other	11	Insf. Data	Insf. Data	Insf. Data	1.13
Residential Advisors	11	1	Insf. Data	-9.09%	0.40
Extruding and Drawing Machine Setters, Operators, and Tenders, Metal and Plastic	11	1	\$16.63/hr	+45.45%	0.63
Door-to-Door Sales Workers, News and Street Vendors, and Related Workers	11	1	\$6.76/hr	+27.27%	0.47
Tool and Die Makers	11	Insf. Data	\$25.54/hr	Insf. Data	0.64
Mail Clerks and Mail Machine Operators, Except Postal Service	11	Insf. Data	Insf. Data	Insf. Data	0.39

Occupation	2010 Jobs	Annual Openings	Median Hourly Earnings	Growth (2010 - 2020)	Location Quotient (2010)
Database Administrators	11	Insf. Data	Insf. Data	Insf. Data	0.40
Telemarketers	10	Insf. Data	Insf. Data	Insf. Data	0.19
Compensation, Benefits, and Job Analysis Specialists	10	Insf. Data	Insf. Data	Insf. Data	0.52
Substance Abuse and Behavioral Disorder Counselors	10	1	\$17.13/hr	+20.00%	0.49
Continuous Mining Machine Operators	10	Insf. Data	Insf. Data	Insf. Data	3.72
Lifeguards, Ski Patrol, and Other Recreational Protective Service Workers	10	Insf. Data	Insf. Data	Insf. Data	0.31
Fish and Game Wardens	10	Insf. Data	Insf. Data	Insf. Data	6.20
Fallers	<10	Insf. Data	Insf. Data	Insf. Data	Insf. Data
Healthcare Practitioners and Technical Workers, All Other	<10	Insf. Data	Insf. Data	Insf. Data	Insf. Data
Crane and Tower Operators	<10	Insf. Data	Insf. Data	Insf. Data	Insf. Data
Biochemists and Biophysicists	<10	Insf. Data	Insf. Data	Insf. Data	Insf. Data
Editors	<10	Insf. Data	Insf. Data	Insf. Data	Insf. Data
Computer Network Architects	<10	Insf. Data	Insf. Data	Insf. Data	Insf. Data
Signal and Track Switch Repairers	<10	Insf. Data	Insf. Data	Insf. Data	Insf. Data
Computer, Automated Teller, and Office Machine Repairers	<10	Insf. Data	Insf. Data	Insf. Data	Insf. Data
Security and Fire Alarm Systems Installers	<10	Insf. Data	\$16.42/hr	Insf. Data	Insf. Data
Career/Technical Education Teachers, Middle School	<10	Insf. Data	Insf. Data	Insf. Data	Insf. Data
Writers and Authors	<10	Insf. Data	Insf. Data	Insf. Data	Insf. Data
Veterinarians	<10	Insf. Data	Insf. Data	Insf. Data	Insf. Data
Court Reporters	<10	Insf. Data	Insf. Data	Insf. Data	Insf. Data
Postal Service Mail Sorters, Processors, and Processing Machine Operators	<10	Insf. Data	Insf. Data	Insf. Data	Insf. Data
Legislators	<10	Insf. Data	Insf. Data	Insf. Data	Insf. Data
Pesticide Handlers, Sprayers, and Applicators, Vegetation	<10	Insf. Data	\$10.75/hr	Insf. Data	Insf. Data
Psychiatric Technicians	<10	Insf. Data	Insf. Data	Insf. Data	Insf. Data
Chemical Plant and System Operators	<10	Insf. Data	Insf. Data	Insf. Data	Insf. Data
Telecommunications Equipment Installers and Repairers, Except Line Installers	<10	Insf. Data	Insf. Data	Insf. Data	Insf. Data
Explosives Workers, Ordnance Handling Experts, and Blasters	<10	Insf. Data	Insf. Data	Insf. Data	Insf. Data
Community Health Workers	<10	Insf. Data	Insf. Data	Insf. Data	Insf. Data

Occupation	2010 Jobs	Annual Openings	Median Hourly Earnings	Growth (2010-2020)	Location Quotient (2010)
Chefs and Head Cooks	<10	Insf. Data	\$11.83/hr	Insf. Data	Insf. Data
Surveying and Mapping Technicians	<10	Insf. Data	Insf. Data	Insf. Data	Insf. Data
Earth Drillers, Except Oil and Gas	<10	Insf. Data	Insf. Data	Insf. Data	Insf. Data
Helpers, Construction Trades, All Other	<10	Insf. Data	Insf. Data	Insf. Data	Insf. Data
Ophthalmic Medical Technicians	<10	Insf. Data	Insf. Data	Insf. Data	Insf. Data
Education, Training, and Library Workers, All Other	<10	Insf. Data	Insf. Data	Insf. Data	Insf. Data
Computer and Information Research Scientists	<10	Insf. Data	Insf. Data	Insf. Data	Insf. Data
Animal Scientists	<10	Insf. Data	Insf. Data	Insf. Data	Insf. Data
Hazardous Materials Removal Workers	<10	Insf. Data	Insf. Data	Insf. Data	Insf. Data
Public Relations and Fundraising Managers	<10	Insf. Data	Insf. Data	Insf. Data	Insf. Data
Electrical and Electronics Installers and Repairers, Transportation Equipment	<10	Insf. Data	Insf. Data	Insf. Data	Insf. Data
Conveyor Operators and Tenders	<10	Insf. Data	Insf. Data	Insf. Data	Insf. Data
Statisticians	<10	Insf. Data	Insf. Data	Insf. Data	Insf. Data
Legal Support Workers, All Other	<10	Insf. Data	Insf. Data	Insf. Data	Insf. Data
Merchandise Displayers and Window Trimmers	<10	Insf. Data	Insf. Data	Insf. Data	Insf. Data
Captains, Mates, and Pilots of Water Vessels	<10	Insf. Data	Insf. Data	Insf. Data	Insf. Data
Real Estate Brokers	<10	Insf. Data	Insf. Data	Insf. Data	Insf. Data
First-Line Supervisors of Protective Service Workers, All Other	<10	Insf. Data	Insf. Data	Insf. Data	Insf. Data
Electronic Home Entertainment Equipment Installers and Repairers	<10	Insf. Data	Insf. Data	Insf. Data	Insf. Data
Psychiatrists	<10	Insf. Data	Insf. Data	Insf. Data	Insf. Data
Meeting, Convention, and Event Planners	<10	Insf. Data	Insf. Data	Insf. Data	Insf. Data
Web Developers	<10	Insf. Data	Insf. Data	Insf. Data	Insf. Data
Telecommunications Line Installers and Repairers	<10	Insf. Data	Insf. Data	Insf. Data	Insf. Data
Commercial Pilots	<10	Insf. Data	Insf. Data	Insf. Data	Insf. Data
Environmental Engineers	<10	Insf. Data	Insf. Data	Insf. Data	Insf. Data
Credit Analysts	<10	Insf. Data	Insf. Data	Insf. Data	Insf. Data
Pile-Driver Operators	<10	Insf. Data	Insf. Data	Insf. Data	Insf. Data
Media and Communication Equipment Workers, All Other	<10	Insf. Data	Insf. Data	Insf. Data	Insf. Data

Occupation	2010 Jobs	Annual Openings	Median Hourly Earnings	Growth (2010-2020)	Location Quotient (2010)
Title Examiners, Abstractors, and Searchers	<10	Insf. Data	Insf. Data	Insf. Data	Insf. Data
Reporters and Correspondents	<10	Insf. Data	Insf. Data	Insf. Data	Insf. Data
Operations Research Analysts	<10	Insf. Data	Insf. Data	Insf. Data	Insf. Data
Motor Vehicle Operators, All Other	<10	Insf. Data	Insf. Data	Insf. Data	Insf. Data
Physical Therapist Assistants	<10	Insf. Data	Insf. Data	Insf. Data	Insf. Data
Skincare Specialists	<10	Insf. Data	Insf. Data	Insf. Data	Insf. Data
Economists	<10	Insf. Data	Insf. Data	Insf. Data	Insf. Data
Respiratory Therapy Technicians	<10	Insf. Data	Insf. Data	Insf. Data	Insf. Data
Mechanical Engineering Technicians	<10	Insf. Data	Insf. Data	Insf. Data	Insf. Data
Optometrists	<10	Insf. Data	Insf. Data	Insf. Data	Insf. Data
Helpers--Carpenters	<10	Insf. Data	Insf. Data	Insf. Data	Insf. Data
Engine and Other Machine Assemblers	<10	Insf. Data	Insf. Data	Insf. Data	Insf. Data
Sailors and Marine Oilers	<10	Insf. Data	Insf. Data	Insf. Data	Insf. Data
Jewelers and Precious Stone and Metal Workers	<10	Insf. Data	Insf. Data	Insf. Data	Insf. Data
Upholsterers	<10	Insf. Data	Insf. Data	Insf. Data	Insf. Data
Tile and Marble Setters	<10	Insf. Data	Insf. Data	Insf. Data	Insf. Data
Interpreters and Translators	<10	Insf. Data	Insf. Data	Insf. Data	Insf. Data
Magnetic Resonance Imaging Technologists	<10	Insf. Data	Insf. Data	Insf. Data	Insf. Data
Mine Cutting and Channeling Machine Operators	<10	Insf. Data	\$0.00/hr	Insf. Data	Insf. Data
Chemical Engineers	<10	Insf. Data	Insf. Data	Insf. Data	Insf. Data
Audio and Video Equipment Technicians	<10	Insf. Data	Insf. Data	Insf. Data	Insf. Data
Textile Cutting Machine Setters, Operators, and Tenders	<10	Insf. Data	Insf. Data	Insf. Data	Insf. Data
Cabinetmakers and Bench Carpenters	<10	Insf. Data	\$16.09/hr	Insf. Data	Insf. Data
Lodging Managers	<10	Insf. Data	Insf. Data	Insf. Data	Insf. Data
Locksmiths and Safe Repairers	<10	Insf. Data	Insf. Data	Insf. Data	Insf. Data
Commercial Divers	<10	Insf. Data	Insf. Data	Insf. Data	Insf. Data
Veterinary Technologists and Technicians	<10	Insf. Data	Insf. Data	Insf. Data	Insf. Data
Helpers--Electricians	<10	Insf. Data	Insf. Data	Insf. Data	Insf. Data
Medical Equipment Preparers	<10	Insf. Data	Insf. Data	Insf. Data	Insf. Data

Occupation	2010 Jobs	Annual Openings	Median Hourly Earnings	Growth (2010 - 2020)	Location Quotient (2010)
Motorboat Mechanics and Service Technicians	<10	Insf. Data	Insf. Data	Insf. Data	Insf. Data
Power Distributors and Dispatchers	<10	Insf. Data	Insf. Data	Insf. Data	Insf. Data
Dredge Operators	<10	Insf. Data	Insf. Data	Insf. Data	Insf. Data
Obstetricians and Gynecologists	<10	Insf. Data	Insf. Data	Insf. Data	Insf. Data
Funeral Service Managers	<10	Insf. Data	Insf. Data	Insf. Data	Insf. Data
Prepress Technicians and Workers	<10	Insf. Data	Insf. Data	Insf. Data	Insf. Data
Grinding, Lapping, Polishing, and Buffing Machine Tool Setters, Operators, and Tenders, Metal and Plastic	<10	Insf. Data	Insf. Data	Insf. Data	Insf. Data
Interior Designers	<10	Insf. Data	Insf. Data	Insf. Data	Insf. Data
Judicial Law Clerks	<10	Insf. Data	Insf. Data	Insf. Data	Insf. Data
Log Graders and Scalers	<10	Insf. Data	Insf. Data	Insf. Data	Insf. Data
Crossing Guards	<10	Insf. Data	Insf. Data	Insf. Data	Insf. Data
Architects, Except Landscape and Naval	<10	Insf. Data	Insf. Data	Insf. Data	Insf. Data
Rolling Machine Setters, Operators, and Tenders, Metal and Plastic	<10	Insf. Data	Insf. Data	Insf. Data	Insf. Data
Ophthalmic Laboratory Technicians	<10	Insf. Data	Insf. Data	Insf. Data	Insf. Data
Fence Erectors	<10	Insf. Data	Insf. Data	Insf. Data	Insf. Data
Reservation and Transportation Ticket Agents and Travel Clerks	<10	Insf. Data	Insf. Data	Insf. Data	Insf. Data
Aerospace Engineers	<10	Insf. Data	Insf. Data	Insf. Data	Insf. Data
Dental Laboratory Technicians	<10	Insf. Data	Insf. Data	Insf. Data	Insf. Data
Architectural and Civil Drafters	<10	Insf. Data	Insf. Data	Insf. Data	Insf. Data
Tapers	<10	Insf. Data	Insf. Data	Insf. Data	Insf. Data
Special Education Teachers, Preschool	<10	Insf. Data	Insf. Data	Insf. Data	Insf. Data
Chiropractors	<10	Insf. Data	Insf. Data	Insf. Data	Insf. Data
Pediatricians, General	<10	Insf. Data	Insf. Data	Insf. Data	Insf. Data
Cooks, All Other	<10	Insf. Data	Insf. Data	Insf. Data	Insf. Data
Radiation Therapists	<10	Insf. Data	Insf. Data	Insf. Data	Insf. Data
Septic Tank Servicers and Sewer Pipe Cleaners	<10	Insf. Data	Insf. Data	Insf. Data	Insf. Data
Environmental Science and Protection Technicians, Including Health	<10	Insf. Data	Insf. Data	Insf. Data	Insf. Data
Education Administrators, All Other	<10	Insf. Data	Insf. Data	Insf. Data	Insf. Data

Occupation	2010 Jobs	Annual Openings	Median Hourly Earnings	Growth (2010 - 2020)	Location Quotient (2010)
Dietetic Technicians	<10	Insf. Data	Insf. Data	Insf. Data	Insf. Data
Plasterers and Stucco Masons	<10	Insf. Data	Insf. Data	Insf. Data	Insf. Data
Physical Therapist Aides	<10	Insf. Data	Insf. Data	Insf. Data	Insf. Data
Producers and Directors	<10	Insf. Data	Insf. Data	Insf. Data	Insf. Data
Radio and Television Announcers	<10	Insf. Data	Insf. Data	Insf. Data	Insf. Data
Environmental Engineering Technicians	<10	Insf. Data	Insf. Data	Insf. Data	Insf. Data
Food and Tobacco Roasting, Baking, and Drying Machine Operators and Tenders	<10	Insf. Data	Insf. Data	Insf. Data	Insf. Data
Office Machine Operators, Except Computer	<10	Insf. Data	Insf. Data	Insf. Data	Insf. Data
Atmospheric and Space Scientists	<10	Insf. Data	Insf. Data	Insf. Data	Insf. Data
Anesthesiologists	<10	Insf. Data	Insf. Data	Insf. Data	Insf. Data
Nuclear Medicine Technologists	<10	Insf. Data	Insf. Data	Insf. Data	Insf. Data
Counselors, All Other	<10	Insf. Data	Insf. Data	Insf. Data	Insf. Data
Automotive Glass Installers and Repairers	<10	Insf. Data	Insf. Data	Insf. Data	Insf. Data
Occupational Health and Safety Technicians	<10	Insf. Data	Insf. Data	Insf. Data	Insf. Data
Home Appliance Repairers	<10	Insf. Data	Insf. Data	Insf. Data	Insf. Data
Health and Safety Engineers, Except Mining Safety Engineers and Inspectors	<10	Insf. Data	Insf. Data	Insf. Data	Insf. Data
Tax Preparers	<10	Insf. Data	Insf. Data	Insf. Data	Insf. Data
Medical Equipment Repairers	<10	Insf. Data	Insf. Data	Insf. Data	Insf. Data
Social Science Research Assistants	<10	Insf. Data	Insf. Data	Insf. Data	Insf. Data
Mechanical Drafters	<10	Insf. Data	Insf. Data	Insf. Data	Insf. Data
Marriage and Family Therapists	<10	Insf. Data	Insf. Data	Insf. Data	Insf. Data
Financial Examiners	<10	Insf. Data	Insf. Data	Insf. Data	Insf. Data
Motorcycle Mechanics	<10	Insf. Data	Insf. Data	Insf. Data	Insf. Data
Surveyors	<10	Insf. Data	Insf. Data	Insf. Data	Insf. Data
Subway and Streetcar Operators	<10	Insf. Data	Insf. Data	Insf. Data	Insf. Data
Animal Control Workers	<10	Insf. Data	Insf. Data	Insf. Data	Insf. Data
Museum Technicians and Conservators	<10	Insf. Data	Insf. Data	Insf. Data	Insf. Data
Carpet Installers	<10	Insf. Data	Insf. Data	Insf. Data	Insf. Data
Geoscientists, Except Hydrologists and Geographers	<10	Insf. Data	Insf. Data	Insf. Data	Insf. Data

Occupation	2010 Jobs	Annual Openings	Median Hourly Earnings	Growth (2010 - 2020)	Location Quotient (2010)
Nuclear Engineers	<10	Insf. Data	Insf. Data	Insf. Data	Insf. Data
Insurance Underwriters	<10	Insf. Data	Insf. Data	Insf. Data	Insf. Data
Electromechanical Equipment Assemblers	<10	Insf. Data	Insf. Data	Insf. Data	Insf. Data
Animal Trainers	<10	Insf. Data	Insf. Data	Insf. Data	Insf. Data
Textile, Apparel, and Furnishings Workers, All Other	<10	Insf. Data	Insf. Data	Insf. Data	Insf. Data
Audio-Visual and Multimedia Collections Specialists	<10	Insf. Data	Insf. Data	Insf. Data	Insf. Data
Physicists	<10	Insf. Data	Insf. Data	Insf. Data	Insf. Data
Helpers--Painters, Paperhangers, Plasterers, and Stucco Masons	<10	Insf. Data	Insf. Data	Insf. Data	Insf. Data
Emergency Management Directors	<10	Insf. Data	Insf. Data	Insf. Data	Insf. Data
Electrical and Electronics Drafters	<10	Insf. Data	Insf. Data	Insf. Data	Insf. Data
Demonstrators and Product Promoters	<10	Insf. Data	Insf. Data	Insf. Data	Insf. Data
Painters, Transportation Equipment	<10	Insf. Data	Insf. Data	Insf. Data	Insf. Data
Information Security Analysts	<10	Insf. Data	Insf. Data	Insf. Data	Insf. Data
Reinforcing Iron and Rebar Workers	<10	Insf. Data	Insf. Data	Insf. Data	Insf. Data
Extruding and Forming Machine Setters, Operators, and Tenders, Synthetic and Glass Fibers	<10	Insf. Data	Insf. Data	Insf. Data	Insf. Data
Technical Writers	<10	Insf. Data	Insf. Data	Insf. Data	Insf. Data
Grounds Maintenance Workers, All Other	<10	Insf. Data	Insf. Data	Insf. Data	Insf. Data
Fine Artists, Including Painters, Sculptors, and Illustrators	<10	Insf. Data	Insf. Data	Insf. Data	Insf. Data
Rail Transportation Workers, All Other	<10	Insf. Data	Insf. Data	Insf. Data	Insf. Data
Urban and Regional Planners	<10	Insf. Data	Insf. Data	Insf. Data	Insf. Data
Therapists, All Other	<10	Insf. Data	Insf. Data	Insf. Data	Insf. Data
Commercial and Industrial Designers	<10	Insf. Data	Insf. Data	Insf. Data	Insf. Data
Plant and System Operators, All Other	<10	Insf. Data	Insf. Data	Insf. Data	Insf. Data
Athletic Trainers	<10	Insf. Data	Insf. Data	Insf. Data	Insf. Data
Outdoor Power Equipment and Other Small Engine Mechanics	<10	Insf. Data	Insf. Data	Insf. Data	Insf. Data
Insulation Workers, Mechanical	<10	Insf. Data	Insf. Data	Insf. Data	Insf. Data
Political Scientists	<10	Insf. Data	Insf. Data	Insf. Data	Insf. Data



Occupation	2010 Jobs	Annual Openings	Median Hourly Earnings	Growth (2010 - 2020)	Location Quotient (2010)
Computer Hardware Engineers	<10	Insf. Data	Insf. Data	Insf. Data	Insf. Data
Service Unit Operators, Oil, Gas, and Mining	<10	Insf. Data	Insf. Data	Insf. Data	Insf. Data
Credit Counselors	<10	Insf. Data	Insf. Data	Insf. Data	Insf. Data
Forest Fire Inspectors and Prevention Specialists	<10	Insf. Data	Insf. Data	Insf. Data	Insf. Data
Nuclear Power Reactor Operators	<10	Insf. Data	Insf. Data	Insf. Data	Insf. Data
Life Scientists, All Other	<10	Insf. Data	Insf. Data	Insf. Data	Insf. Data
Art Directors	<10	Insf. Data	Insf. Data	Insf. Data	Insf. Data
Sales Engineers	<10	Insf. Data	Insf. Data	Insf. Data	Insf. Data
Training and Development Managers	<10	Insf. Data	Insf. Data	Insf. Data	Insf. Data
Hydrologists	<10	Insf. Data	Insf. Data	Insf. Data	Insf. Data
Private Detectives and Investigators	<10	Insf. Data	Insf. Data	Insf. Data	Insf. Data
Ambulance Drivers and Attendants, Except Emergency Medical Technicians	<10	Insf. Data	Insf. Data	Insf. Data	Insf. Data
Shampooers	<10	Insf. Data	Insf. Data	Insf. Data	Insf. Data
Roustabouts, Oil and Gas	<10	Insf. Data	Insf. Data	Insf. Data	Insf. Data
Embalmers	<10	Insf. Data	Insf. Data	Insf. Data	Insf. Data
Actors	<10	Insf. Data	Insf. Data	Insf. Data	Insf. Data
Recreational Therapists	<10	Insf. Data	Insf. Data	Insf. Data	Insf. Data
Occupational Therapy Assistants	<10	Insf. Data	Insf. Data	Insf. Data	Insf. Data
Riggers	<10	Insf. Data	Insf. Data	Insf. Data	Insf. Data
Compensation and Benefits Managers	<10	Insf. Data	Insf. Data	Insf. Data	Insf. Data
Landscape Architects	<10	Insf. Data	Insf. Data	Insf. Data	Insf. Data
Parking Enforcement Workers	<10	Insf. Data	Insf. Data	Insf. Data	Insf. Data
Boilermakers	<10	Insf. Data	Insf. Data	Insf. Data	Insf. Data
Petroleum Pump System Operators, Refinery Operators, and Gaugers	<10	Insf. Data	Insf. Data	Insf. Data	Insf. Data
Woodworkers, All Other	<10	Insf. Data	Insf. Data	Insf. Data	Insf. Data
Entertainers and Performers, Sports and Related Workers, All Other	<10	Insf. Data	Insf. Data	Insf. Data	Insf. Data
Postmasters and Mail Superintendents	<10	Insf. Data	Insf. Data	Insf. Data	Insf. Data
Oral and Maxillofacial Surgeons	<10	Insf. Data	Insf. Data	Insf. Data	Insf. Data

Occupation	2010 Jobs	Annual Openings	Median Hourly Earnings	Growth (2010 - 2020)	Location Quotient (2010)
Materials Engineers	<10	Insf. Data	Insf. Data	Insf. Data	Insf. Data
Buyers and Purchasing Agents, Farm Products	<10	Insf. Data	Insf. Data	Insf. Data	Insf. Data
Paperhangers	<10	Insf. Data	Insf. Data	Insf. Data	Insf. Data
Bailiffs	<10	Insf. Data	Insf. Data	Insf. Data	Insf. Data
Lathe and Turning Machine Tool Setters, Operators, and Tenders, Metal and Plastic	<10	Insf. Data	Insf. Data	Insf. Data	Insf. Data
Ship Engineers	<10	Insf. Data	Insf. Data	Insf. Data	Insf. Data
Podiatrists	<10	Insf. Data	Insf. Data	Insf. Data	Insf. Data
Epidemiologists	<10	Insf. Data	Insf. Data	Insf. Data	Insf. Data
Furniture Finishers	<10	Insf. Data	Insf. Data	Insf. Data	Insf. Data
Transportation Workers, All Other	<10	Insf. Data	Insf. Data	Insf. Data	Insf. Data
Milling and Planing Machine Setters, Operators, and Tenders, Metal and Plastic	<10	Insf. Data	Insf. Data	Insf. Data	Insf. Data
Drilling and Boring Machine Tool Setters, Operators, and Tenders, Metal and Plastic	<10	Insf. Data	Insf. Data	Insf. Data	Insf. Data
Multimedia Artists and Animators	<10	Insf. Data	Insf. Data	Insf. Data	Insf. Data
Credit Authorizers, Checkers, and Clerks	<10	Insf. Data	Insf. Data	Insf. Data	Insf. Data
Logging Workers, All Other	<10	Insf. Data	Insf. Data	Insf. Data	Insf. Data
Wellhead Pumpers	<10	Insf. Data	Insf. Data	Insf. Data	Insf. Data
Stonemasons	<10	Insf. Data	Insf. Data	Insf. Data	Insf. Data
Helpers--Brickmasons, Blockmasons, Stonemasons, and Tile and Marble Setters	<10	Insf. Data	Insf. Data	Insf. Data	Insf. Data
Recreational Vehicle Service Technicians	<10	Insf. Data	Insf. Data	Insf. Data	Insf. Data
Traffic Technicians	<10	Insf. Data	Insf. Data	Insf. Data	Insf. Data
Fiberglass Laminators and Fabricators	<10	Insf. Data	Insf. Data	Insf. Data	Insf. Data
Sewers, Hand	<10	Insf. Data	Insf. Data	Insf. Data	Insf. Data
Umpires, Referees, and Other Sports Officials	<10	Insf. Data	Insf. Data	Insf. Data	Insf. Data
Nuclear Technicians	<10	Insf. Data	Insf. Data	Insf. Data	Insf. Data
Helpers--Roofers	<10	Insf. Data	Insf. Data	Insf. Data	Insf. Data
Cartographers and Photogrammetrists	<10	Insf. Data	Insf. Data	Insf. Data	Insf. Data
Floor Layers, Except Carpet, Wood, and Hard Tiles	<10	Insf. Data	Insf. Data	Insf. Data	Insf. Data
Craft Artists	<10	Insf. Data	Insf. Data	Insf. Data	Insf. Data

Occupation	2010 Jobs	Annual Openings	Median Hourly Earnings	Growth (2010 - 2020)	Location Quotient (2010)
Transit and Railroad Police	<10	Insf. Data	Insf. Data	Insf. Data	Insf. Data
Brokerage Clerks	<10	Insf. Data	Insf. Data	Insf. Data	Insf. Data
Arbitrators, Mediators, and Conciliators	<10	Insf. Data	Insf. Data	Insf. Data	Insf. Data
Forging Machine Setters, Operators, and Tenders, Metal and Plastic	<10	Insf. Data	Insf. Data	Insf. Data	Insf. Data
Media and Communication Workers, All Other	<10	Insf. Data	Insf. Data	Insf. Data	Insf. Data
Gas Plant Operators	<10	Insf. Data	Insf. Data	Insf. Data	Insf. Data
Heat Treating Equipment Setters, Operators, and Tenders, Metal and Plastic	<10	Insf. Data	Insf. Data	Insf. Data	Insf. Data
Dentists, All Other Specialists	<10	Insf. Data	Insf. Data	Insf. Data	Insf. Data
Airline Pilots, Copilots, and Flight Engineers	<10	Insf. Data	Insf. Data	Insf. Data	Insf. Data
Exercise Physiologists	<10	Insf. Data	Insf. Data	Insf. Data	Insf. Data
Statistical Assistants	<10	Insf. Data	Insf. Data	Insf. Data	Insf. Data
Curators	<10	Insf. Data	Insf. Data	Insf. Data	Insf. Data
Airfield Operations Specialists	<10	Insf. Data	Insf. Data	Insf. Data	Insf. Data
Plating and Coating Machine Setters, Operators, and Tenders, Metal and Plastic	<10	Insf. Data	Insf. Data	Insf. Data	Insf. Data
Textile Winding, Twisting, and Drawing Out Machine Setters, Operators, and Tenders	<10	Insf. Data	Insf. Data	Insf. Data	Insf. Data
Artists and Related Workers, All Other	<10	Insf. Data	Insf. Data	Insf. Data	Insf. Data
Precision Instrument and Equipment Repairers, All Other	<10	Insf. Data	Insf. Data	Insf. Data	Insf. Data
Advertising and Promotions Managers	<10	Insf. Data	Insf. Data	Insf. Data	Insf. Data
Layout Workers, Metal and Plastic	<10	Insf. Data	Insf. Data	Insf. Data	Insf. Data
Mechanical Door Repairers	<10	Insf. Data	Insf. Data	Insf. Data	Insf. Data
Tool Grinders, Filers, and Sharpeners	<10	Insf. Data	Insf. Data	Insf. Data	Insf. Data
Musical Instrument Repairers and Tuners	<10	Insf. Data	Insf. Data	Insf. Data	Insf. Data
Electronic Equipment Installers and Repairers, Motor Vehicles	<10	Insf. Data	Insf. Data	Insf. Data	Insf. Data
Metal Workers and Plastic Workers, All Other	<10	Insf. Data	Insf. Data	Insf. Data	Insf. Data
Historians	<10	Insf. Data	Insf. Data	Insf. Data	Insf. Data
Broadcast Technicians	<10	Insf. Data	Insf. Data	Insf. Data	Insf. Data
Computer Numerically Controlled Machine Tool Programmers, Metal and Plastic	<10	Insf. Data	Insf. Data	Insf. Data	Insf. Data

Occupation	2010 Jobs	Annual Openings	Median Hourly Earnings	Growth (2010-2020)	Location Quotient (2010)
Actuaries	<10	Insf. Data	Insf. Data	Insf. Data	Insf. Data
Nurse Midwives	<10	Insf. Data	Insf. Data	Insf. Data	Insf. Data
Wind Turbine Service Technicians	<10	Insf. Data	Insf. Data	Insf. Data	Insf. Data
Survey Researchers	<10	Insf. Data	Insf. Data	Insf. Data	Insf. Data
Cargo and Freight Agents	<10	Insf. Data	Insf. Data	Insf. Data	Insf. Data
Drafters, All Other	<10	Insf. Data	Insf. Data	Insf. Data	Insf. Data
Biomedical Engineers	<10	Insf. Data	Insf. Data	Insf. Data	Insf. Data
Audiologists	<10	Insf. Data	Insf. Data	Insf. Data	Insf. Data
Anthropologists and Archeologists	<10	Insf. Data	Insf. Data	Insf. Data	Insf. Data
Watch Repairers	<10	Insf. Data	Insf. Data	Insf. Data	Insf. Data
Medical Appliance Technicians	<10	Insf. Data	Insf. Data	Insf. Data	Insf. Data
Animal Breeders	<10	Insf. Data	Insf. Data	Insf. Data	Insf. Data
Etchers and Engravers	<10	Insf. Data	Insf. Data	Insf. Data	Insf. Data
Pump Operators, Except Wellhead Pumpers	<10	Insf. Data	Insf. Data	Insf. Data	Insf. Data
Athletes and Sports Competitors	<10	Insf. Data	Insf. Data	Insf. Data	Insf. Data
Telephone Operators	<10	Insf. Data	Insf. Data	Insf. Data	Insf. Data
Set and Exhibit Designers	<10	Insf. Data	Insf. Data	Insf. Data	Insf. Data
Mathematicians	<10	Insf. Data	Insf. Data	Insf. Data	Insf. Data
Film and Video Editors	<10	Insf. Data	Insf. Data	Insf. Data	Insf. Data
Orthotists and Prosthetists	<10	Insf. Data	Insf. Data	Insf. Data	Insf. Data
Occupational Therapy Aides	<10	Insf. Data	Insf. Data	Insf. Data	Insf. Data
Agricultural Engineers	<10	Insf. Data	Insf. Data	Insf. Data	Insf. Data
Radio, Cellular, and Tower Equipment Installers and Repairs	<10	Insf. Data	Insf. Data	Insf. Data	Insf. Data
Shoe and Leather Workers and Repairers	<10	Insf. Data	Insf. Data	Insf. Data	Insf. Data
Orthodontists	<10	Insf. Data	Insf. Data	Insf. Data	Insf. Data
Electro-Mechanical Technicians	<10	Insf. Data	Insf. Data	Insf. Data	Insf. Data
Dancers	<10	Insf. Data	Insf. Data	Insf. Data	Insf. Data
Avionics Technicians	<10	Insf. Data	Insf. Data	Insf. Data	Insf. Data
Mining Machine Operators, All Other	<10	Insf. Data	\$0.00/hr	Insf. Data	Insf. Data

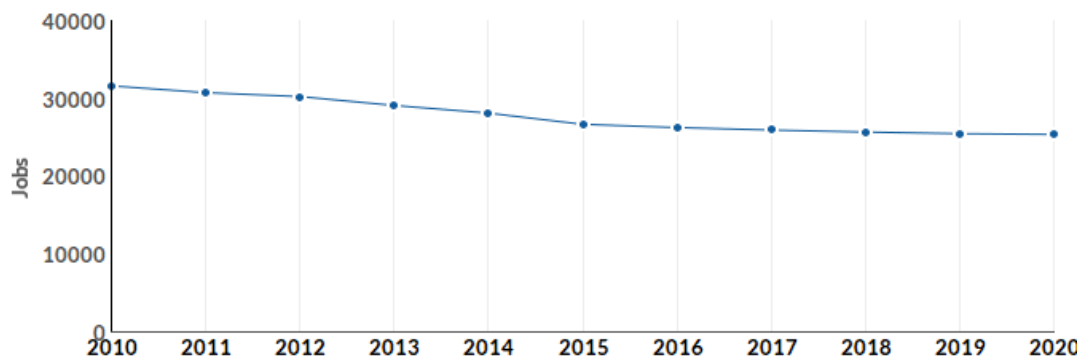
Occupation	2010 Jobs	Annual Openings	Median Hourly Earnings	Growth (2010 - 2020)	Location Quotient (2010)
Mining and Geological Engineers, Including Mining Safety Engineers	<10	Insf. Data	Insf. Data	Insf. Data	Insf. Data
Marine Engineers and Naval Architects	<10	Insf. Data	Insf. Data	Insf. Data	Insf. Data
Materials Scientists	<10	Insf. Data	Insf. Data	Insf. Data	Insf. Data
Petroleum Engineers	<10	Insf. Data	Insf. Data	Insf. Data	Insf. Data
Proofreaders and Copy Markers	<10	Insf. Data	Insf. Data	Insf. Data	Insf. Data
Gas Compressor and Gas Pumping Station Operators	<10	Insf. Data	Insf. Data	Insf. Data	Insf. Data
Geographers	<10	Insf. Data	Insf. Data	Insf. Data	Insf. Data
Desktop Publishers	<10	Insf. Data	Insf. Data	Insf. Data	Insf. Data
Archivists	<10	Insf. Data	Insf. Data	Insf. Data	Insf. Data
Communications Equipment Operators, All Other	<10	Insf. Data	Insf. Data	Insf. Data	Insf. Data
Camera Operators, Television, Video, and Motion Picture	<10	Insf. Data	Insf. Data	Insf. Data	Insf. Data
Floor Sanders and Finishers	<10	Insf. Data	Insf. Data	Insf. Data	Insf. Data
Sound Engineering Technicians	<10	Insf. Data	Insf. Data	Insf. Data	Insf. Data
Astronomers	<10	Insf. Data	Insf. Data	Insf. Data	Insf. Data
Fire Inspectors and Investigators	<10	Insf. Data	Insf. Data	Insf. Data	Insf. Data
Bicycle Repairers	<10	Insf. Data	Insf. Data	Insf. Data	Insf. Data
Aircraft Cargo Handling Supervisors	<10	Insf. Data	Insf. Data	Insf. Data	Insf. Data
Fabric and Apparel Patternmakers	<10	Insf. Data	Insf. Data	Insf. Data	Insf. Data
Broadcast News Analysts	<10	Insf. Data	Insf. Data	Insf. Data	Insf. Data
Models	<10	Insf. Data	Insf. Data	Insf. Data	Insf. Data
Forensic Science Technicians	<10	Insf. Data	Insf. Data	Insf. Data	Insf. Data
Textile Knitting and Weaving Machine Setters, Operators, and Tenders	<10	Insf. Data	Insf. Data	Insf. Data	Insf. Data
Loading Machine Operators, Underground Mining	<10	Insf. Data	\$0.00/hr	Insf. Data	Insf. Data
Fashion Designers	<10	Insf. Data	Insf. Data	Insf. Data	Insf. Data
Hearing Aid Specialists	<10	Insf. Data	Insf. Data	Insf. Data	Insf. Data
Fishers and Related Fishing Workers	<10	Insf. Data	\$0.00/hr	Insf. Data	Insf. Data
Public Address System and Other Announcers	<10	Insf. Data	Insf. Data	Insf. Data	Insf. Data
Rotary Drill Operators, Oil and Gas	<10	Insf. Data	\$0.00/hr	Insf. Data	Insf. Data

Occupation	2010 Jobs	Annual Openings	Median Hourly Earnings	Growth (2010 - 2020)	Location Quotient (2010)
Textile Bleaching and Dyeing Machine Operators and Tenders	<10	Insf. Data	\$0.00/hr	Insf. Data	Insf. Data
Geological and Petroleum Technicians	<10	Insf. Data	Insf. Data	Insf. Data	Insf. Data
Agents and Business Managers of Artists, Performers, and Athletes	<10	Insf. Data	Insf. Data	Insf. Data	Insf. Data
Solar Photovoltaic Installers	<10	Insf. Data	Insf. Data	Insf. Data	Insf. Data
Painting, Coating, and Decorating Workers	<10	Insf. Data	Insf. Data	Insf. Data	Insf. Data
Extraction Workers, All Other	<10	Insf. Data	\$0.00/hr	Insf. Data	Insf. Data
Refractory Materials Repairers, Except Brickmasons	<10	Insf. Data	Insf. Data	Insf. Data	Insf. Data
Derrick Operators, Oil and Gas	<10	Insf. Data	\$0.00/hr	Insf. Data	Insf. Data
Travel Agents	<10	Insf. Data	Insf. Data	Insf. Data	Insf. Data
Manufactured Building and Mobile Home Installers	<10	Insf. Data	Insf. Data	Insf. Data	Insf. Data
Model Makers, Wood	<10	Insf. Data	Insf. Data	Insf. Data	Insf. Data
Aerospace Engineering and Operations Technicians	<10	Insf. Data	Insf. Data	Insf. Data	Insf. Data
Choreographers	<10	Insf. Data	Insf. Data	Insf. Data	Insf. Data
Mathematical Science Occupations, All Other	<10	Insf. Data	Insf. Data	Insf. Data	Insf. Data
Foundry Mold and Coremakers	<10	Insf. Data	Insf. Data	Insf. Data	Insf. Data
Travel Guides	<10	Insf. Data	Insf. Data	Insf. Data	Insf. Data
Model Makers, Metal and Plastic	<10	Insf. Data	Insf. Data	Insf. Data	Insf. Data
Motorboat Operators	<10	Insf. Data	Insf. Data	Insf. Data	Insf. Data
Genetic Counselors	<10	Insf. Data	Insf. Data	Insf. Data	Insf. Data
Correspondence Clerks	<10	Insf. Data	Insf. Data	Insf. Data	Insf. Data
Gaming Supervisors	<10	Insf. Data	Insf. Data	Insf. Data	Insf. Data
Sociologists	<10	Insf. Data	Insf. Data	Insf. Data	Insf. Data
Cooks, Private Household	<10	Insf. Data	Insf. Data	Insf. Data	Insf. Data
Designers, All Other	<10	Insf. Data	Insf. Data	Insf. Data	Insf. Data
Flight Attendants	<10	Insf. Data	Insf. Data	Insf. Data	Insf. Data
Radio Operators	<10	Insf. Data	Insf. Data	Insf. Data	Insf. Data
Patternmakers, Metal and Plastic	<10	Insf. Data	Insf. Data	Insf. Data	Insf. Data
Hoist and Winch Operators	0	0	\$0.00/hr	0.00%	0.00
Semiconductor Processors	0	Insf. Data	Insf. Data	Insf. Data	0.00

Occupation	2010 Jobs	Annual Openings	Median Hourly Earnings	Growth (2010 - 2020)	Location Quotient (2010)
Timing Device Assemblers and Adjusters	0	0	Insf. Data	0.00%	0.00
Mathematical Technicians	0	0	\$0.00/hr	0.00%	0.00
Industrial-Organizational Psychologists	0	0	\$0.00/hr	0.00%	0.00
Camera and Photographic Equipment Repairers	0	0	\$0.00/hr	0.00%	0.00
Aircraft Structure, Surfaces, Rigging, and Systems Assemblers	0	Insf. Data	\$0.00/hr	Insf. Data	0.00
Gaming Cage Workers	0	Insf. Data	Insf. Data	Insf. Data	0.00
Makeup Artists, Theatrical and Performance	0	0	\$0.00/hr	0.00%	0.00
Gaming Surveillance Officers and Gaming Investigators	0	0	\$0.00/hr	0.00%	0.00
Elevator Installers and Repairers	0	Insf. Data	Insf. Data	Insf. Data	0.00
Terrazzo Workers and Finishers	0	0	\$0.00/hr	0.00%	0.00
Prosthodontists	0	0	\$0.00/hr	0.00%	0.00
Gaming Change Persons and Booth Cashiers	0	0	\$0.00/hr	0.00%	0.00
Insurance Appraisers, Auto Damage	0	Insf. Data	Insf. Data	Insf. Data	0.00
Slot Supervisors	0	0	\$0.00/hr	0.00%	0.00
Patternmakers, Wood	0	0	\$0.00/hr	0.00%	0.00
Segmental Pavers	0	0	\$0.00/hr	0.00%	0.00
Shoe Machine Operators and Tenders	0	0	\$0.00/hr	0.00%	0.00
Gaming Managers	0	0	\$0.00/hr	0.00%	0.00

## Growth

<b>31,631</b> 2010 Jobs	<b>25,392</b> 2020 Jobs	<b>-6</b> Change (2010-2020)	<b>-19.4%</b> % Change (2010-2020)
----------------------------	----------------------------	---------------------------------	---------------------------------------



Occupation	2010 Jobs	2020 Jobs	Change	% Change
Chief Executives (11-1011)	56	42	-14	-25%
General and Operations Managers (11-1021)	398	300	-98	-25%
Legislators (11-1031)	9	9	0	0%
Advertising and Promotions Managers (11-2011)	2	1	-1	-50%
Marketing Managers (11-2021)	12	8	-4	-33%
Sales Managers (11-2022)	54	39	-15	-28%
Public Relations and Fundraising Managers (11-2031)	8	6	-2	-25%
Administrative Services Managers (11-3011)	52	40	-12	-23%
Computer and Information Systems Managers (11-3021)	25	18	-7	-28%
Financial Managers (11-3031)	67	55	-12	-18%
Industrial Production Managers (11-3051)	69	50	-19	-28%
Purchasing Managers (11-3061)	11	8	-3	-27%
Transportation, Storage, and Distribution Managers (11-3071)	51	42	-9	-18%
Compensation and Benefits Managers (11-3111)	3	2	-1	-33%
Human Resources Managers (11-3121)	14	12	-2	-14%
Training and Development Managers (11-3131)	3	2	-1	-33%



Occupation	2010 Jobs	2020 Jobs	Change	% Change
Farmers, Ranchers, and Other Agricultural Managers (11-9013)	183	143	-40	-22%
Construction Managers (11-9021)	74	27	-47	-64%
Education Administrators, Preschool and Childcare Center/Program (11-9031)	21	14	-7	-33%
Education Administrators, Elementary and Secondary School (11-9032)	82	72	-10	-12%
Education Administrators, Postsecondary (11-9033)	42	38	-4	-10%
Education Administrators, All Other (11-9039)	5	3	-2	-40%
Architectural and Engineering Managers (11-9041)	22	15	-7	-32%
Food Service Managers (11-9051)	38	56	18	47%
Funeral Service Managers (11-9061)	6	5	-1	-17%
Lodging Managers (11-9081)	6	4	-2	-33%
Medical and Health Services Managers (11-9111)	79	64	-15	-19%
Natural Sciences Managers (11-9121)	20	12	-8	-40%
Postmasters and Mail Superintendents (11-9131)	3	2	-1	-33%
Property, Real Estate, and Community Association Managers (11-9141)	20	18	-2	-10%
Social and Community Service Managers (11-9151)	54	47	-7	-13%
Emergency Management Directors (11-9161)	4	4	0	0%
Managers, All Other (11-9199)	125	94	-31	-25%
Agents and Business Managers of Artists, Performers, and Athletes (13-1011)	1	1	0	0%
Buyers and Purchasing Agents, Farm Products (13-1021)	3	2	-1	-33%
Wholesale and Retail Buyers, Except Farm Products (13-1022)	22	19	-3	-14%
Purchasing Agents, Except Wholesale, Retail, and Farm Products (13-1023)	62	42	-20	-32%
Claims Adjusters, Examiners, and Investigators (13-1031)	54	51	-3	-6%
Insurance Appraisers, Auto Damage (13-1032)	0	1	1	0%
Compliance Officers (13-1041)	76	56	-20	-26%

Occupation	2010 Jobs	2020 Jobs	Change	% Change
Cost Estimators (13-1051)	25	11	-14	-56%
Human Resources Specialists (13-1071)	91	75	-16	-18%
Labor Relations Specialists (13-1075)	60	35	-25	-42%
Logisticians (13-1081)	29	22	-7	-24%
Management Analysts (13-1111)	97	69	-28	-29%
Meeting, Convention, and Event Planners (13-1121)	8	6	-2	-25%
Compensation, Benefits, and Job Analysis Specialists (13-1141)	10	8	-2	-20%
Training and Development Specialists (13-1151)	59	45	-14	-24%
Market Research Analysts and Marketing Specialists (13-1161)	31	23	-8	-26%
Business Operations Specialists, All Other (13-1199)	210	148	-62	-30%
Accountants and Auditors (13-2011)	146	111	-35	-24%
Appraisers and Assessors of Real Estate (13-2021)	12	10	-2	-17%
Budget Analysts (13-2031)	26	22	-4	-15%
Credit Analysts (13-2041)	7	7	0	0%
Financial Analysts (13-2051)	15	13	-2	-13%
Personal Financial Advisors (13-2052)	26	27	1	4%
Insurance Underwriters (13-2053)	4	3	-1	-25%
Financial Examiners (13-2061)	5	3	-2	-40%
Credit Counselors (13-2071)	3	3	0	0%
Loan Officers (13-2072)	45	47	2	4%
Tax Examiners and Collectors, and Revenue Agents (13-2081)	35	26	-9	-26%
Tax Preparers (13-2082)	5	5	0	0%
Financial Specialists, All Other (13-2099)	25	18	-7	-28%
Computer and Information Research Scientists (15-1111)	9	7	-2	-22%
Computer Systems Analysts (15-1121)	39	33	-6	-15%
Information Security Analysts (15-1122)	4	3	-1	-25%

Occupation	2010 Jobs	2020 Jobs	Change	% Change
Computer Programmers (15-1131)	22	13	-9	-41%
Software Developers, Applications (15-1132)	29	19	-10	-34%
Software Developers, Systems Software (15-1133)	13	8	-5	-38%
Web Developers (15-1134)	8	5	-3	-38%
Database Administrators (15-1141)	11	8	-3	-27%
Network and Computer Systems Administrators (15-1142)	36	27	-9	-25%
Computer Network Architects (15-1143)	10	6	-4	-40%
Computer User Support Specialists (15-1151)	92	77	-15	-16%
Computer Network Support Specialists (15-1152)	16	11	-5	-31%
Computer Occupations, All Other (15-1199)	41	23	-18	-44%
Actuaries (15-2011)	1	1	0	0%
Mathematicians (15-2021)	1	1	0	0%
Operations Research Analysts (15-2031)	7	7	0	0%
Statisticians (15-2041)	8	7	-1	-13%
Mathematical Technicians (15-2091)	0	0	0	0%
Mathematical Science Occupations, All Other (15-2099)	0	0	0	0%
Architects, Except Landscape and Naval (17-1011)	6	7	1	17%
Landscape Architects (17-1012)	3	3	0	0%
Cartographers and Photogrammetrists (17-1021)	2	2	0	0%
Surveyors (17-1022)	5	3	-2	-40%
Aerospace Engineers (17-2011)	6	4	-2	-33%
Agricultural Engineers (17-2021)	1	1	0	0%
Biomedical Engineers (17-2031)	1	1	0	0%
Chemical Engineers (17-2041)	7	5	-2	-29%
Civil Engineers (17-2051)	42	26	-16	-38%
Computer Hardware Engineers (17-2061)	3	2	-1	-33%
Electrical Engineers (17-2071)	32	23	-9	-28%

Occupation	2010 Jobs	2020 Jobs	Change	% Change
Electronics Engineers, Except Computer (17-2072)	15	10	-5	-33%
Environmental Engineers (17-2081)	7	6	-1	-14%
Health and Safety Engineers, Except Mining Safety Engineers and Inspectors (17-2111)	5	2	-3	-60%
Industrial Engineers (17-2112)	42	33	-9	-21%
Marine Engineers and Naval Architects (17-2121)	1	1	0	0%
Materials Engineers (17-2131)	3	2	-1	-33%
Mechanical Engineers (17-2141)	33	24	-9	-27%
Mining and Geological Engineers, Including Mining Safety Engineers (17-2151)	1	0	-1	-100%
Nuclear Engineers (17-2161)	4	3	-1	-25%
Petroleum Engineers (17-2171)	1	2	1	100%
Engineers, All Other (17-2199)	29	21	-8	-28%
Architectural and Civil Drafters (17-3011)	6	5	-1	-17%
Electrical and Electronics Drafters (17-3012)	4	3	-1	-25%
Mechanical Drafters (17-3013)	5	3	-2	-40%
Drafters, All Other (17-3019)	1	1	0	0%
Aerospace Engineering and Operations Technicians (17-3021)	1	0	-1	-100%
Civil Engineering Technicians (17-3022)	12	8	-4	-33%
Electrical and Electronics Engineering Technicians (17-3023)	19	14	-5	-26%
Electro-Mechanical Technicians (17-3024)	1	1	0	0%
Environmental Engineering Technicians (17-3025)	5	4	-1	-20%
Industrial Engineering Technicians (17-3026)	13	11	-2	-15%
Mechanical Engineering Technicians (17-3027)	7	5	-2	-29%
Engineering Technicians, Except Drafters, All Other (17-3029)	16	12	-4	-25%
Surveying and Mapping Technicians (17-3031)	9	8	-1	-11%
Animal Scientists (19-1011)	9	6	-3	-33%

Occupation	2010 Jobs	2020 Jobs	Change	% Change
Food Scientists and Technologists (19-1012)	77	53	-24	-31%
Soil and Plant Scientists (19-1013)	13	10	-3	-23%
Biochemists and Biophysicists (19-1021)	10	4	-6	-60%
Microbiologists (19-1022)	19	13	-6	-32%
Zoologists and Wildlife Biologists (19-1023)	22	18	-4	-18%
Biological Scientists, All Other (19-1029)	23	17	-6	-26%
Conservation Scientists (19-1031)	30	24	-6	-20%
Foresters (19-1032)	12	10	-2	-17%
Epidemiologists (19-1041)	3	2	-1	-33%
Medical Scientists, Except Epidemiologists (19-1042)	53	32	-21	-40%
Life Scientists, All Other (19-1099)	3	3	0	0%
Astronomers (19-2011)	1	1	0	0%
Physicists (19-2012)	4	2	-2	-50%
Atmospheric and Space Scientists (19-2021)	5	4	-1	-20%
Chemists (19-2031)	38	24	-14	-37%
Materials Scientists (19-2032)	1	0	-1	-100%
Environmental Scientists and Specialists, Including Health (19-2041)	18	13	-5	-28%
Geoscientists, Except Hydrologists and Geographers (19-2042)	4	3	-1	-25%
Hydrologists (19-2043)	3	2	-1	-33%
Physical Scientists, All Other (19-2099)	16	12	-4	-25%
Economists (19-3011)	7	5	-2	-29%
Survey Researchers (19-3022)	1	1	0	0%
Clinical, Counseling, and School Psychologists (19-3031)	22	22	0	0%
Industrial-Organizational Psychologists (19-3032)	0	0	0	0%
Psychologists, All Other (19-3039)	13	12	-1	-8%
Sociologists (19-3041)	0	0	0	0%

Occupation	2010 Jobs	2020 Jobs	Change	% Change
Urban and Regional Planners (19-3051)	3	3	0	0%
Anthropologists and Archeologists (19-3091)	1	1	0	0%
Geographers (19-3092)	1	1	0	0%
Historians (19-3093)	1	1	0	0%
Political Scientists (19-3094)	3	3	0	0%
Social Scientists and Related Workers, All Other (19-3099)	45	37	-8	-18%
Agricultural and Food Science Technicians (19-4011)	18	13	-5	-28%
Biological Technicians (19-4021)	30	20	-10	-33%
Chemical Technicians (19-4031)	34	23	-11	-32%
Geological and Petroleum Technicians (19-4041)	1	0	-1	-100%
Nuclear Technicians (19-4051)	2	2	0	0%
Social Science Research Assistants (19-4061)	5	4	-1	-20%
Environmental Science and Protection Technicians, Including Health (19-4091)	5	3	-2	-40%
Forensic Science Technicians (19-4092)	1	1	0	0%
Forest and Conservation Technicians (19-4093)	23	17	-6	-26%
Life, Physical, and Social Science Technicians, All Other (19-4099)	13	9	-4	-31%
Substance Abuse and Behavioral Disorder Counselors (21-1011)	10	12	2	20%
Educational, Guidance, School, and Vocational Counselors (21-1012)	62	54	-8	-13%
Marriage and Family Therapists (21-1013)	5	5	0	0%
Mental Health Counselors (21-1014)	17	20	3	18%
Rehabilitation Counselors (21-1015)	11	11	0	0%
Counselors, All Other (21-1019)	5	4	-1	-20%
Child, Family, and School Social Workers (21-1021)	71	61	-10	-14%
Healthcare Social Workers (21-1022)	35	30	-5	-14%
Mental Health and Substance Abuse Social Workers (21-1023)	15	15	0	0%

Occupation	2010 Jobs	2020 Jobs	Change	% Change
Social Workers, All Other (21-1029)	27	21	-6	-22%
Health Educators (21-1091)	12	8	-4	-33%
Probation Officers and Correctional Treatment Specialists (21-1092)	69	57	-12	-17%
Social and Human Service Assistants (21-1093)	105	95	-10	-10%
Community Health Workers (21-1094)	9	8	-1	-11%
Community and Social Service Specialists, All Other (21-1099)	12	9	-3	-25%
Clergy (21-2011)	72	46	-26	-36%
Directors, Religious Activities and Education (21-2021)	37	23	-14	-38%
Religious Workers, All Other (21-2099)	16	11	-5	-31%
Lawyers (23-1011)	77	55	-22	-29%
Judicial Law Clerks (23-1012)	6	5	-1	-17%
Administrative Law Judges, Adjudicators, and Hearing Officers (23-1021)	14	12	-2	-14%
Arbitrators, Mediators, and Conciliators (23-1022)	2	2	0	0%
Judges, Magistrate Judges, and Magistrates (23-1023)	17	15	-2	-12%
Paralegals and Legal Assistants (23-2011)	34	27	-7	-21%
Court Reporters (23-2091)	9	8	-1	-11%
Title Examiners, Abstractors, and Searchers (23-2093)	7	6	-1	-14%
Legal Support Workers, All Other (23-2099)	8	5	-3	-38%
Postsecondary Teachers (25-1099)	505	455	-50	-10%
Preschool Teachers, Except Special Education (25-2011)	101	72	-29	-29%
Kindergarten Teachers, Except Special Education (25-2012)	74	65	-9	-12%
Elementary School Teachers, Except Special Education (25-2021)	359	327	-32	-9%
Middle School Teachers, Except Special and Career/Technical Education (25-2022)	250	224	-26	-10%
Career/Technical Education Teachers, Middle School (25-2023)	9	8	-1	-11%

Occupation	2010 Jobs	2020 Jobs	Change	% Change
Secondary School Teachers, Except Special and Career/Technical Education (25-2031)	265	233	-32	-12%
Career/Technical Education Teachers, Secondary School (25-2032)	23	19	-4	-17%
Special Education Teachers, Preschool (25-2051)	6	5	-1	-17%
Special Education Teachers, Kindergarten and Elementary School (25-2052)	32	27	-5	-16%
Special Education Teachers, Middle School (25-2053)	21	18	-3	-14%
Special Education Teachers, Secondary School (25-2054)	30	26	-4	-13%
Special Education Teachers, All Other (25-2059)	11	9	-2	-18%
Adult Basic and Secondary Education and Literacy Teachers and Instructors (25-3011)	110	94	-16	-15%
Self-Enrichment Education Teachers (25-3021)	40	28	-12	-30%
Substitute Teachers (25-3098)	103	88	-15	-15%
Teachers and Instructors, All Other (25-3099)	47	39	-8	-17%
Archivists (25-4011)	1	1	0	0%
Curators (25-4012)	2	1	-1	-50%
Museum Technicians and Conservators (25-4013)	4	3	-1	-25%
Librarians (25-4021)	31	27	-4	-13%
Library Technicians (25-4031)	17	15	-2	-12%
Audio-Visual and Multimedia Collections Specialists (25-9011)	4	3	-1	-25%
Farm and Home Management Advisors (25-9021)	38	35	-3	-8%
Instructional Coordinators (25-9031)	28	24	-4	-14%
Teacher Assistants (25-9041)	404	336	-68	-17%
Education, Training, and Library Workers, All Other (25-9099)	9	7	-2	-22%
Art Directors (27-1011)	3	2	-1	-33%
Craft Artists (27-1012)	2	2	0	0%
Fine Artists, Including Painters, Sculptors, and Illustrators (27-1013)	4	3	-1	-25%



Occupation	2010 Jobs	2020 Jobs	Change	% Change
Multimedia Artists and Animators (27-1014)	2	1	-1	-50%
Artists and Related Workers, All Other (27-1019)	2	1	-1	-50%
Commercial and Industrial Designers (27-1021)	3	2	-1	-33%
Fashion Designers (27-1022)	1	1	0	0%
Floral Designers (27-1023)	19	11	-8	-42%
Graphic Designers (27-1024)	24	13	-11	-46%
Interior Designers (27-1025)	6	5	-1	-17%
Merchandise Displayers and Window Trimmers (27-1026)	8	5	-3	-38%
Set and Exhibit Designers (27-1027)	1	1	0	0%
Designers, All Other (27-1029)	0	0	0	0%
Actors (27-2011)	3	2	-1	-33%
Producers and Directors (27-2012)	5	4	-1	-20%
Athletes and Sports Competitors (27-2021)	1	1	0	0%
Coaches and Scouts (27-2022)	74	64	-10	-14%
Umpires, Referees, and Other Sports Officials (27-2023)	2	2	0	0%
Dancers (27-2031)	1	1	0	0%
Choreographers (27-2032)	1	1	0	0%
Music Directors and Composers (27-2041)	23	17	-6	-26%
Musicians and Singers (27-2042)	30	23	-7	-23%
Entertainers and Performers, Sports and Related Workers, All Other (27-2099)	3	3	0	0%
Radio and Television Announcers (27-3011)	5	1	-4	-80%
Public Address System and Other Announcers (27-3012)	1	1	0	0%
Broadcast News Analysts (27-3021)	1	0	-1	-100%
Reporters and Correspondents (27-3022)	7	2	-5	-71%
Public Relations Specialists (27-3031)	20	14	-6	-30%
Editors (27-3041)	10	7	-3	-30%

Occupation	2010 Jobs	2020 Jobs	Change	% Change
Technical Writers (27-3042)	4	2	-2	-50%
Writers and Authors (27-3043)	9	7	-2	-22%
Interpreters and Translators (27-3091)	7	6	-1	-14%
Media and Communication Workers, All Other (27-3099)	2	1	-1	-50%
Audio and Video Equipment Technicians (27-4011)	7	7	0	0%
Broadcast Technicians (27-4012)	1	1	0	0%
Radio Operators (27-4013)	0	0	0	0%
Sound Engineering Technicians (27-4014)	1	1	0	0%
Photographers (27-4021)	15	6	-9	-60%
Camera Operators, Television, Video, and Motion Picture (27-4031)	1	1	0	0%
Film and Video Editors (27-4032)	1	1	0	0%
Media and Communication Equipment Workers, All Other (27-4099)	7	6	-1	-14%
Chiropractors (29-1011)	6	5	-1	-17%
Dentists, General (29-1021)	15	22	7	47%
Oral and Maxillofacial Surgeons (29-1022)	3	3	0	0%
Orthodontists (29-1023)	1	2	1	100%
Prosthodontists (29-1024)	0	0	0	0%
Dentists, All Other Specialists (29-1029)	2	1	-1	-50%
Dietitians and Nutritionists (29-1031)	15	13	-2	-13%
Optometrists (29-1041)	7	7	0	0%
Pharmacists (29-1051)	99	68	-31	-31%
Anesthesiologists (29-1061)	5	3	-2	-40%
Family and General Practitioners (29-1062)	106	75	-31	-29%
Internists, General (29-1063)	14	9	-5	-36%
Obstetricians and Gynecologists (29-1064)	6	4	-2	-33%
Pediatricians, General (29-1065)	6	3	-3	-50%

Occupation	2010 Jobs	2020 Jobs	Change	% Change
Psychiatrists (29-1066)	8	7	-1	-13%
Surgeons (29-1067)	12	9	-3	-25%
Physicians and Surgeons, All Other (29-1069)	69	48	-21	-30%
Physician Assistants (29-1071)	11	9	-2	-18%
Podiatrists (29-1081)	3	2	-1	-33%
Occupational Therapists (29-1122)	20	18	-2	-10%
Physical Therapists (29-1123)	26	25	-1	-4%
Radiation Therapists (29-1124)	5	4	-1	-20%
Recreational Therapists (29-1125)	3	2	-1	-33%
Respiratory Therapists (29-1126)	28	23	-5	-18%
Speech-Language Pathologists (29-1127)	25	22	-3	-12%
Exercise Physiologists (29-1128)	2	2	0	0%
Therapists, All Other (29-1129)	3	4	1	33%
Veterinarians (29-1131)	9	7	-2	-22%
Registered Nurses (29-1141)	746	621	-125	-17%
Nurse Anesthetists (29-1151)	12	9	-3	-25%
Nurse Midwives (29-1161)	1	1	0	0%
Nurse Practitioners (29-1171)	22	18	-4	-18%
Audiologists (29-1181)	1	1	0	0%
Health Diagnosing and Treating Practitioners, All Other (29-1199)	11	8	-3	-27%
Medical and Clinical Laboratory Technologists (29-2011)	35	27	-8	-23%
Medical and Clinical Laboratory Technicians (29-2012)	28	23	-5	-18%
Dental Hygienists (29-2021)	18	20	2	11%
Cardiovascular Technologists and Technicians (29-2031)	12	11	-1	-8%
Diagnostic Medical Sonographers (29-2032)	12	11	-1	-8%
Nuclear Medicine Technologists (29-2033)	5	4	-1	-20%

Occupation	2010 Jobs	2020 Jobs	Change	% Change
Radiologic Technologists (29-2034)	41	32	-9	-22%
Magnetic Resonance Imaging Technologists (29-2035)	7	5	-2	-29%
Emergency Medical Technicians and Paramedics (29-2041)	26	29	3	12%
Dietetic Technicians (29-2051)	5	4	-1	-20%
Pharmacy Technicians (29-2052)	135	91	-44	-33%
Psychiatric Technicians (29-2053)	9	8	-1	-11%
Respiratory Therapy Technicians (29-2054)	7	6	-1	-14%
Surgical Technologists (29-2055)	22	20	-2	-9%
Veterinary Technologists and Technicians (29-2056)	6	4	-2	-33%
Ophthalmic Medical Technicians (29-2057)	9	7	-2	-22%
Licensed Practical and Licensed Vocational Nurses (29-2061)	443	369	-74	-17%
Medical Records and Health Information Technicians (29-2071)	41	31	-10	-24%
Opticians, Dispensing (29-2081)	11	11	0	0%
Orthotists and Prosthetists (29-2091)	1	1	0	0%
Hearing Aid Specialists (29-2092)	1	1	0	0%
Health Technologists and Technicians, All Other (29-2099)	23	19	-4	-17%
Occupational Health and Safety Specialists (29-9011)	19	14	-5	-26%
Occupational Health and Safety Technicians (29-9012)	5	4	-1	-20%
Athletic Trainers (29-9091)	3	3	0	0%
Genetic Counselors (29-9092)	0	0	0	0%
Healthcare Practitioners and Technical Workers, All Other (29-9099)	10	8	-2	-20%
Home Health Aides (31-1011)	380	479	99	26%
Psychiatric Aides (31-1013)	15	13	-2	-13%
Nursing Assistants (31-1014)	655	514	-141	-22%
Orderlies (31-1015)	11	9	-2	-18%

Occupation	2010 Jobs	2020 Jobs	Change	% Change
Occupational Therapy Assistants (31-2011)	3	3	0	0%
Occupational Therapy Aides (31-2012)	1	1	0	0%
Physical Therapist Assistants (31-2021)	7	7	0	0%
Physical Therapist Aides (31-2022)	5	5	0	0%
Massage Therapists (31-9011)	14	20	6	43%
Dental Assistants (31-9091)	64	65	1	2%
Medical Assistants (31-9092)	107	80	-27	-25%
Medical Equipment Preparers (31-9093)	6	5	-1	-17%
Medical Transcriptionists (31-9094)	11	9	-2	-18%
Pharmacy Aides (31-9095)	15	9	-6	-40%
Veterinary Assistants and Laboratory Animal Caretakers (31-9096)	12	7	-5	-42%
Phlebotomists (31-9097)	17	14	-3	-18%
Healthcare Support Workers, All Other (31-9099)	21	16	-5	-24%
First-Line Supervisors of Correctional Officers (33-1011)	44	38	-6	-14%
First-Line Supervisors of Police and Detectives (33-1012)	17	15	-2	-12%
First-Line Supervisors of Fire Fighting and Prevention Workers (33-1021)	14	13	-1	-7%
First-Line Supervisors of Protective Service Workers, All Other (33-1099)	8	5	-3	-38%
Firefighters (33-2011)	82	76	-6	-7%
Fire Inspectors and Investigators (33-2021)	1	1	0	0%
Forest Fire Inspectors and Prevention Specialists (33-2022)	3	3	0	0%
Bailiffs (33-3011)	3	2	-1	-33%
Correctional Officers and Jailers (33-3012)	1,208	1,044	-164	-14%
Detectives and Criminal Investigators (33-3021)	32	23	-9	-28%
Fish and Game Wardens (33-3031)	10	9	-1	-10%
Parking Enforcement Workers (33-3041)	3	3	0	0%

Occupation	2010 Jobs	2020 Jobs	Change	% Change
Police and Sheriff's Patrol Officers (33-3051)	204	190	-14	-7%
Transit and Railroad Police (33-3052)	2	1	-1	-50%
Animal Control Workers (33-9011)	4	4	0	0%
Private Detectives and Investigators (33-9021)	3	2	-1	-33%
Gaming Surveillance Officers and Gaming Investigators (33-9031)	0	0	0	0%
Security Guards (33-9032)	227	142	-85	-37%
Crossing Guards (33-9091)	6	5	-1	-17%
Lifeguards, Ski Patrol, and Other Recreational Protective Service Workers (33-9092)	10	8	-2	-20%
Protective Service Workers, All Other (33-9099)	14	12	-2	-14%
Chefs and Head Cooks (35-1011)	9	11	2	22%
First-Line Supervisors of Food Preparation and Serving Workers (35-1012)	237	200	-37	-16%
Cooks, Fast Food (35-2011)	306	242	-64	-21%
Cooks, Institution and Cafeteria (35-2012)	172	134	-38	-22%
Cooks, Private Household (35-2013)	0	0	0	0%
Cooks, Restaurant (35-2014)	130	112	-18	-14%
Cooks, Short Order (35-2015)	16	11	-5	-31%
Cooks, All Other (35-2019)	5	3	-2	-40%
Food Preparation Workers (35-2021)	210	156	-54	-26%
Bartenders (35-3011)	28	16	-12	-43%
Combined Food Preparation and Serving Workers, Including Fast Food (35-3021)	721	617	-104	-14%
Counter Attendants, Cafeteria, Food Concession, and Coffee Shop (35-3022)	66	51	-15	-23%
Waiters and Waitresses (35-3031)	208	157	-51	-25%
Food Servers, Nonrestaurant (35-3041)	55	42	-13	-24%
Dining Room and Cafeteria Attendants and Bartender Helpers (35-9011)	26	19	-7	-27%
Dishwashers (35-9021)	27	19	-8	-30%

Occupation	2010 Jobs	2020 Jobs	Change	% Change
Hosts and Hostesses, Restaurant, Lounge, and Coffee Shop (35-9031)	12	10	-2	-17%
First-Line Supervisors of Housekeeping and Janitorial Workers (37-1011)	37	37	0	0%
First-Line Supervisors of Landscaping, Lawn Service, and Groundskeeping Workers (37-1012)	32	26	-6	-19%
Pest Control Workers (37-2021)	27	19	-8	-30%
Landscaping and Groundskeeping Workers (37-3011)	207	220	13	6%
Pesticide Handlers, Sprayers, and Applicators, Vegetation (37-3012)	9	10	1	11%
Tree Trimmers and Pruners (37-3013)	12	14	2	17%
Grounds Maintenance Workers, All Other (37-3019)	4	4	0	0%
Gaming Supervisors (39-1011)	0	1	1	0%
Slot Supervisors (39-1012)	0	0	0	0%
First-Line Supervisors of Personal Service Workers (39-1021)	41	32	-9	-22%
Animal Trainers (39-2011)	4	2	-2	-50%
Nonfarm Animal Caretakers (39-2021)	25	19	-6	-24%
Embalmers (39-4011)	3	2	-1	-33%
Funeral Attendants (39-4021)	12	8	-4	-33%
Morticians, Undertakers, and Funeral Directors (39-4031)	14	10	-4	-29%
Barbers (39-5011)	30	47	17	57%
Hairdressers, Hairstylists, and Cosmetologists (39-5012)	176	232	56	32%
Makeup Artists, Theatrical and Performance (39-5091)	0	0	0	0%
Manicurists and Pedicurists (39-5092)	14	17	3	21%
Shampooers (39-5093)	3	4	1	33%
Skincare Specialists (39-5094)	7	8	1	14%
Travel Guides (39-7012)	0	0	0	0%
Childcare Workers (39-9011)	308	210	-98	-32%

Occupation	2010 Jobs	2020 Jobs	Change	% Change
Personal Care Aides (39-9021)	552	704	152	28%
Fitness Trainers and Aerobics Instructors (39-9031)	12	10	-2	-17%
Recreation Workers (39-9032)	46	37	-9	-20%
Residential Advisors (39-9041)	11	10	-1	-9%
First-Line Supervisors of Retail Sales Workers (41-1011)	351	325	-26	-7%
First-Line Supervisors of Non-Retail Sales Workers (41-1012)	45	31	-14	-31%
Cashiers (41-2011)	876	646	-230	-26%
Gaming Change Persons and Booth Cashiers (41-2012)	0	0	0	0%
Counter and Rental Clerks (41-2021)	98	77	-21	-21%
Parts Salespersons (41-2022)	52	46	-6	-12%
Retail Salespersons (41-2031)	835	738	-97	-12%
Advertising Sales Agents (41-3011)	11	4	-7	-64%
Insurance Sales Agents (41-3021)	126	45	-81	-64%
Securities, Commodities, and Financial Services Sales Agents (41-3031)	26	23	-3	-12%
Travel Agents (41-3041)	1	0	-1	-100%
Sales Representatives, Services, All Other (41-3099)	75	58	-17	-23%
Sales Representatives, Wholesale and Manufacturing, Technical and Scientific Products (41-4011)	70	14	-56	-80%
Sales Representatives, Wholesale and Manufacturing, Except Technical and Scientific Products (41-4012)	279	187	-92	-33%
Demonstrators and Product Promoters (41-9011)	4	3	-1	-25%
Models (41-9012)	1	1	0	0%
Real Estate Brokers (41-9021)	8	8	0	0%
Real Estate Sales Agents (41-9022)	39	36	-3	-8%
Sales Engineers (41-9031)	3	2	-1	-33%
Telemarketers (41-9041)	10	5	-5	-50%



Occupation	2010 Jobs	2020 Jobs	Change	% Change
Door-to-Door Sales Workers, News and Street Vendors, and Related Workers (41-9091)	11	14	3	27%
Sales and Related Workers, All Other (41-9099)	13	11	-2	-15%
First-Line Supervisors of Office and Administrative Support Workers (43-1011)	337	293	-44	-13%
Switchboard Operators, Including Answering Service (43-2011)	11	7	-4	-36%
Telephone Operators (43-2021)	1	1	0	0%
Communications Equipment Operators, All Other (43-2099)	1	1	0	0%
Bill and Account Collectors (43-3011)	46	37	-9	-20%
Billing and Posting Clerks (43-3021)	101	79	-22	-22%
Bookkeeping, Accounting, and Auditing Clerks (43-3031)	286	220	-66	-23%
Gaming Cage Workers (43-3041)	0	0	0	0%
Payroll and Timekeeping Clerks (43-3051)	38	30	-8	-21%
Procurement Clerks (43-3061)	32	24	-8	-25%
Tellers (43-3071)	167	164	-3	-2%
Brokerage Clerks (43-4011)	2	2	0	0%
Correspondence Clerks (43-4021)	0	1	1	0%
Court, Municipal, and License Clerks (43-4031)	41	39	-2	-5%
Credit Authorizers, Checkers, and Clerks (43-4041)	2	2	0	0%
Customer Service Representatives (43-4051)	253	199	-54	-21%
Eligibility Interviewers, Government Programs (43-4061)	63	57	-6	-10%
File Clerks (43-4071)	19	14	-5	-26%
Hotel, Motel, and Resort Desk Clerks (43-4081)	72	53	-19	-26%
Interviewers, Except Eligibility and Loan (43-4111)	31	23	-8	-26%
Library Assistants, Clerical (43-4121)	41	40	-1	-2%
Loan Interviewers and Clerks (43-4131)	19	21	2	11%
New Accounts Clerks (43-4141)	14	13	-1	-7%

Occupation	2010 Jobs	2020 Jobs	Change	% Change
Order Clerks (43-4151)	23	12	-11	-48%
Human Resources Assistants, Except Payroll and Timekeeping (43-4161)	33	24	-9	-27%
Receptionists and Information Clerks (43-4171)	170	129	-41	-24%
Reservation and Transportation Ticket Agents and Travel Clerks (43-4181)	6	4	-2	-33%
Information and Record Clerks, All Other (43-4199)	58	38	-20	-34%
Cargo and Freight Agents (43-5011)	1	1	0	0%
Postal Service Clerks (43-5051)	14	9	-5	-36%
Postal Service Mail Carriers (43-5052)	88	56	-32	-36%
Postal Service Mail Sorters, Processors, and Processing Machine Operators (43-5053)	9	6	-3	-33%
Production, Planning, and Expediting Clerks (43-5061)	54	40	-14	-26%
Shipping, Receiving, and Traffic Clerks (43-5071)	129	91	-38	-29%
Stock Clerks and Order Fillers (43-5081)	299	238	-61	-20%
Weighers, Measurers, Checkers, and Samplers, Recordkeeping (43-5111)	12	7	-5	-42%
Executive Secretaries and Executive Administrative Assistants (43-6011)	85	58	-27	-32%
Legal Secretaries (43-6012)	40	30	-10	-25%
Medical Secretaries (43-6013)	71	62	-9	-13%
Secretaries and Administrative Assistants, Except Legal, Medical, and Executive (43-6014)	752	601	-151	-20%
Computer Operators (43-9011)	13	9	-4	-31%
Data Entry Keyers (43-9021)	43	28	-15	-35%
Word Processors and Typists (43-9022)	12	8	-4	-33%
Desktop Publishers (43-9031)	1	0	-1	-100%
Insurance Claims and Policy Processing Clerks (43-9041)	12	11	-1	-8%
Mail Clerks and Mail Machine Operators, Except Postal Service (43-9051)	11	6	-5	-45%
Office Clerks, General (43-9061)	873	677	-196	-22%

Occupation	2010 Jobs	2020 Jobs	Change	% Change
Office Machine Operators, Except Computer (43-9071)	5	3	-2	-40%
Proofreaders and Copy Markers (43-9081)	1	1	0	0%
Statistical Assistants (43-9111)	2	1	-1	-50%
Office and Administrative Support Workers, All Other (43-9199)	78	64	-14	-18%
Agricultural Inspectors (45-2011)	67	56	-11	-16%
Animal Breeders (45-2021)	1	1	0	0%
Graders and Sorters, Agricultural Products (45-2041)	88	66	-22	-25%
Fishers and Related Fishing Workers (45-3011)	1	0	-1	-100%
Forest and Conservation Workers (45-4011)	17	10	-7	-41%
Fallers (45-4021)	10	5	-5	-50%
Logging Equipment Operators (45-4022)	17	14	-3	-18%
Log Graders and Scalers (45-4023)	6	3	-3	-50%
Logging Workers, All Other (45-4029)	2	2	0	0%
First-Line Supervisors of Construction Trades and Extraction Workers (47-1011)	182	87	-95	-52%
Boilermakers (47-2011)	3	2	-1	-33%
Brickmasons and Blockmasons (47-2021)	13	5	-8	-62%
Stonemasons (47-2022)	2	2	0	0%
Carpenters (47-2031)	194	97	-97	-50%
Carpet Installers (47-2041)	4	3	-1	-25%
Floor Layers, Except Carpet, Wood, and Hard Tiles (47-2042)	2	1	-1	-50%
Floor Sanders and Finishers (47-2043)	1	1	0	0%
Tile and Marble Setters (47-2044)	7	4	-3	-43%
Cement Masons and Concrete Finishers (47-2051)	24	9	-15	-63%
Terrazzo Workers and Finishers (47-2053)	0	0	0	0%
Construction Laborers (47-2061)	402	162	-240	-60%

Occupation	2010 Jobs	2020 Jobs	Change	% Change
Paving, Surfacing, and Tamping Equipment Operators (47-2071)	46	31	-15	-33%
Pile-Driver Operators (47-2072)	7	0	-7	-100%
Operating Engineers and Other Construction Equipment Operators (47-2073)	171	45	-126	-74%
Drywall and Ceiling Tile Installers (47-2081)	34	7	-27	-79%
Tapers (47-2082)	6	1	-5	-83%
Electricians (47-2111)	131	148	17	13%
Glaziers (47-2121)	12	8	-4	-33%
Insulation Workers, Floor, Ceiling, and Wall (47-2131)	13	3	-10	-77%
Insulation Workers, Mechanical (47-2132)	3	2	-1	-33%
Painters, Construction and Maintenance (47-2141)	61	42	-19	-31%
Paperhangers (47-2142)	3	2	-1	-33%
Pipelayers (47-2151)	14	8	-6	-43%
Plumbers, Pipefitters, and Steamfitters (47-2152)	83	53	-30	-36%
Plasterers and Stucco Masons (47-2161)	5	1	-4	-80%
Reinforcing Iron and Rebar Workers (47-2171)	4	1	-3	-75%
Roofers (47-2181)	20	10	-10	-50%
Sheet Metal Workers (47-2211)	19	13	-6	-32%
Structural Iron and Steel Workers (47-2221)	20	8	-12	-60%
Solar Photovoltaic Installers (47-2231)	1	1	0	0%
Helpers--Brickmasons, Blockmasons, Stonemasons, and Tile and Marble Setters (47-3011)	2	1	-1	-50%
Helpers--Carpenters (47-3012)	7	4	-3	-43%
Helpers--Electricians (47-3013)	6	11	5	83%
Helpers--Painters, Paperhangers, Plasterers, and Stucco Masons (47-3014)	4	3	-1	-25%
Helpers--Pipelayers, Plumbers, Pipefitters, and Steamfitters (47-3015)	13	6	-7	-54%
Helpers--Roofers (47-3016)	2	1	-1	-50%

Occupation	2010 Jobs	2020 Jobs	Change	% Change
Helpers, Construction Trades, All Other (47-3019)	9	2	-7	-78%
Construction and Building Inspectors (47-4011)	21	19	-2	-10%
Elevator Installers and Repairers (47-4021)	0	1	1	0%
Fence Erectors (47-4031)	6	6	0	0%
Hazardous Materials Removal Workers (47-4041)	8	6	-2	-25%
Highway Maintenance Workers (47-4051)	50	43	-7	-14%
Rail-Track Laying and Maintenance Equipment Operators (47-4061)	31	12	-19	-61%
Septic Tank Servicers and Sewer Pipe Cleaners (47-4071)	5	5	0	0%
Segmental Pavers (47-4091)	0	0	0	0%
Construction and Related Workers, All Other (47-4099)	12	8	-4	-33%
Derrick Operators, Oil and Gas (47-5011)	1	0	-1	-100%
Rotary Drill Operators, Oil and Gas (47-5012)	1	0	-1	-100%
Service Unit Operators, Oil, Gas, and Mining (47-5013)	3	2	-1	-33%
Earth Drillers, Except Oil and Gas (47-5021)	9	2	-7	-78%
Explosives Workers, Ordnance Handling Experts, and Blasters (47-5031)	9	8	-1	-11%
Continuous Mining Machine Operators (47-5041)	10	1	-9	-90%
Mine Cutting and Channeling Machine Operators (47-5042)	7	0	-7	-100%
Mining Machine Operators, All Other (47-5049)	1	0	-1	-100%
Roustabouts, Oil and Gas (47-5071)	3	0	-3	-100%
Extraction Workers, All Other (47-5099)	1	0	-1	-100%
First-Line Supervisors of Mechanics, Installers, and Repairers (49-1011)	131	103	-28	-21%
Computer, Automated Teller, and Office Machine Repairers (49-2011)	10	6	-4	-40%
Radio, Cellular, and Tower Equipment Installers and Repairs (49-2021)	1	1	0	0%
Telecommunications Equipment Installers and Repairers, Except Line Installers (49-2022)	9	7	-2	-22%

Occupation	2010 Jobs	2020 Jobs	Change	% Change
Avionics Technicians (49-2091)	1	1	0	0%
Electric Motor, Power Tool, and Related Repairers (49-2092)	11	9	-2	-18%
Electrical and Electronics Installers and Repairers, Transportation Equipment (49-2093)	8	6	-2	-25%
Electrical and Electronics Repairers, Commercial and Industrial Equipment (49-2094)	18	15	-3	-17%
Electrical and Electronics Repairers, Powerhouse, Substation, and Relay (49-2095)	14	10	-4	-29%
Electronic Equipment Installers and Repairers, Motor Vehicles (49-2096)	2	1	-1	-50%
Electronic Home Entertainment Equipment Installers and Repairers (49-2097)	8	6	-2	-25%
Security and Fire Alarm Systems Installers (49-2098)	9	11	2	22%
Aircraft Mechanics and Service Technicians (49-3011)	18	15	-3	-17%
Automotive Body and Related Repairers (49-3021)	18	10	-8	-44%
Automotive Glass Installers and Repairers (49-3022)	5	2	-3	-60%
Automotive Service Technicians and Mechanics (49-3023)	179	136	-43	-24%
Bus and Truck Mechanics and Diesel Engine Specialists (49-3031)	56	44	-12	-21%
Farm Equipment Mechanics and Service Technicians (49-3041)	11	11	0	0%
Mobile Heavy Equipment Mechanics, Except Engines (49-3042)	28	12	-16	-57%
Rail Car Repairers (49-3043)	23	22	-1	-4%
Motorboat Mechanics and Service Technicians (49-3051)	6	5	-1	-17%
Motorcycle Mechanics (49-3052)	5	4	-1	-20%
Outdoor Power Equipment and Other Small Engine Mechanics (49-3053)	3	3	0	0%
Bicycle Repairers (49-3091)	1	1	0	0%
Recreational Vehicle Service Technicians (49-3092)	2	2	0	0%
Tire Repairers and Changers (49-3093)	29	25	-4	-14%

Occupation	2010 Jobs	2020 Jobs	Change	% Change
Mechanical Door Repairers (49-9011)	2	2	0	0%
Control and Valve Installers and Repairers, Except Mechanical Door (49-9012)	15	12	-3	-20%
Heating, Air Conditioning, and Refrigeration Mechanics and Installers (49-9021)	55	37	-18	-33%
Home Appliance Repairers (49-9031)	5	4	-1	-20%
Industrial Machinery Mechanics (49-9041)	236	228	-8	-3%
Maintenance Workers, Machinery (49-9043)	28	22	-6	-21%
Millwrights (49-9044)	24	21	-3	-13%
Refractory Materials Repairers, Except Brickmasons (49-9045)	1	2	1	100%
Electrical Power-Line Installers and Repairers (49-9051)	45	31	-14	-31%
Telecommunications Line Installers and Repairers (49-9052)	8	4	-4	-50%
Camera and Photographic Equipment Repairers (49-9061)	0	0	0	0%
Medical Equipment Repairers (49-9062)	5	4	-1	-20%
Musical Instrument Repairers and Tuners (49-9063)	2	1	-1	-50%
Watch Repairers (49-9064)	1	1	0	0%
Precision Instrument and Equipment Repairers, All Other (49-9069)	2	1	-1	-50%
Maintenance and Repair Workers, General (49-9071)	424	334	-90	-21%
Wind Turbine Service Technicians (49-9081)	1	1	0	0%
Coin, Vending, and Amusement Machine Servicers and Repairers (49-9091)	15	9	-6	-40%
Commercial Divers (49-9092)	6	0	-6	-100%
Locksmiths and Safe Repairers (49-9094)	6	6	0	0%
Manufactured Building and Mobile Home Installers (49-9095)	1	0	-1	-100%
Riggers (49-9096)	3	2	-1	-33%
Signal and Track Switch Repairers (49-9097)	10	8	-2	-20%

Occupation	2010 Jobs	2020 Jobs	Change	% Change
Helpers--Installation, Maintenance, and Repair Workers (49-9098)	16	13	-3	-19%
Installation, Maintenance, and Repair Workers, All Other (49-9099)	79	69	-10	-13%
First-Line Supervisors of Production and Operating Workers (51-1011)	290	206	-84	-29%
Aircraft Structure, Surfaces, Rigging, and Systems Assemblers (51-2011)	0	0	0	0%
Coil Winders, Tapers, and Finishers (51-2021)	19	12	-7	-37%
Electrical and Electronic Equipment Assemblers (51-2022)	22	24	2	9%
Electromechanical Equipment Assemblers (51-2023)	4	4	0	0%
Engine and Other Machine Assemblers (51-2031)	7	4	-3	-43%
Structural Metal Fabricators and Fitters (51-2041)	14	11	-3	-21%
Fiberglass Laminators and Fabricators (51-2091)	2	1	-1	-50%
Timing Device Assemblers and Adjusters (51-2093)	0	0	0	0%
Bakers (51-3011)	16	12	-4	-25%
Butchers and Meat Cutters (51-3021)	40	30	-10	-25%
Meat, Poultry, and Fish Cutters and Trimmers (51-3022)	274	188	-86	-31%
Slaughterers and Meat Packers (51-3023)	111	69	-42	-38%
Food and Tobacco Roasting, Baking, and Drying Machine Operators and Tenders (51-3091)	5	3	-2	-40%
Food Batchmakers (51-3092)	53	33	-20	-38%
Food Cooking Machine Operators and Tenders (51-3093)	13	8	-5	-38%
Computer-Controlled Machine Tool Operators, Metal and Plastic (51-4011)	21	19	-2	-10%
Computer Numerically Controlled Machine Tool Programmers, Metal and Plastic (51-4012)	1	2	1	100%
Extruding and Drawing Machine Setters, Operators, and Tenders, Metal and Plastic (51-4021)	11	16	5	45%
Forging Machine Setters, Operators, and Tenders, Metal and Plastic (51-4022)	2	2	0	0%



Occupation	2010 Jobs	2020 Jobs	Change	% Change
Rolling Machine Setters, Operators, and Tenders, Metal and Plastic (51-4023)	6	6	0	0%
Cutting, Punching, and Press Machine Setters, Operators, and Tenders, Metal and Plastic (51-4031)	33	32	-1	-3%
Drilling and Boring Machine Tool Setters, Operators, and Tenders, Metal and Plastic (51-4032)	2	2	0	0%
Grinding, Lapping, Polishing, and Buffing Machine Tool Setters, Operators, and Tenders, Metal and Plastic (51-4033)	6	6	0	0%
Lathe and Turning Machine Tool Setters, Operators, and Tenders, Metal and Plastic (51-4034)	3	3	0	0%
Milling and Planing Machine Setters, Operators, and Tenders, Metal and Plastic (51-4035)	2	4	2	100%
Machinists (51-4041)	120	118	-2	-2%
Model Makers, Metal and Plastic (51-4061)	0	0	0	0%
Patternmakers, Metal and Plastic (51-4062)	0	0	0	0%
Foundry Mold and Coremakers (51-4071)	0	0	0	0%
Multiple Machine Tool Setters, Operators, and Tenders, Metal and Plastic (51-4081)	14	15	1	7%
Tool and Die Makers (51-4111)	11	6	-5	-45%
Welders, Cutters, Solderers, and Brazers (51-4121)	136	122	-14	-10%
Welding, Soldering, and Brazing Machine Setters, Operators, and Tenders (51-4122)	12	11	-1	-8%
Heat Treating Equipment Setters, Operators, and Tenders, Metal and Plastic (51-4191)	2	2	0	0%
Layout Workers, Metal and Plastic (51-4192)	2	1	-1	-50%
Plating and Coating Machine Setters, Operators, and Tenders, Metal and Plastic (51-4193)	2	2	0	0%
Tool Grinders, Filers, and Sharpeners (51-4194)	2	1	-1	-50%
Metal Workers and Plastic Workers, All Other (51-4199)	1	1	0	0%
Prepress Technicians and Workers (51-5111)	6	1	-5	-83%
Printing Press Operators (51-5112)	34	10	-24	-71%
Laundry and Dry-Cleaning Workers (51-6011)	86	65	-21	-24%

Occupation	2010 Jobs	2020 Jobs	Change	% Change
Pressers, Textile, Garment, and Related Materials (51-6021)	22	17	-5	-23%
Sewing Machine Operators (51-6031)	42	23	-19	-45%
Shoe and Leather Workers and Repairers (51-6041)	1	1	0	0%
Shoe Machine Operators and Tenders (51-6042)	0	0	0	0%
Sewers, Hand (51-6051)	2	1	-1	-50%
Tailors, Dressmakers, and Custom Sewers (51-6052)	12	8	-4	-33%
Textile Bleaching and Dyeing Machine Operators and Tenders (51-6061)	1	0	-1	-100%
Textile Cutting Machine Setters, Operators, and Tenders (51-6062)	7	3	-4	-57%
Textile Knitting and Weaving Machine Setters, Operators, and Tenders (51-6063)	1	0	-1	-100%
Textile Winding, Twisting, and Drawing Out Machine Setters, Operators, and Tenders (51-6064)	2	1	-1	-50%
Extruding and Forming Machine Setters, Operators, and Tenders, Synthetic and Glass Fibers (51-6091)	4	1	-3	-75%
Fabric and Apparel Patternmakers (51-6092)	1	0	-1	-100%
Upholsterers (51-6093)	7	4	-3	-43%
Textile, Apparel, and Furnishings Workers, All Other (51-6099)	4	2	-2	-50%
Cabinetmakers and Bench Carpenters (51-7011)	6	16	10	167%
Furniture Finishers (51-7021)	3	2	-1	-33%
Model Makers, Wood (51-7031)	1	0	-1	-100%
Patternmakers, Wood (51-7032)	0	0	0	0%
Sawing Machine Setters, Operators, and Tenders, Wood (51-7041)	14	11	-3	-21%
Woodworking Machine Setters, Operators, and Tenders, Except Sawing (51-7042)	13	13	0	0%
Woodworkers, All Other (51-7099)	3	1	-2	-67%
Nuclear Power Reactor Operators (51-8011)	3	2	-1	-33%
Power Distributors and Dispatchers (51-8012)	6	5	-1	-17%
Power Plant Operators (51-8013)	13	9	-4	-31%

Occupation	2010 Jobs	2020 Jobs	Change	% Change
Stationary Engineers and Boiler Operators (51-8021)	30	25	-5	-17%
Water and Wastewater Treatment Plant and System Operators (51-8031)	26	24	-2	-8%
Chemical Plant and System Operators (51-8091)	9	8	-1	-11%
Gas Plant Operators (51-8092)	2	2	0	0%
Petroleum Pump System Operators, Refinery Operators, and Gaugers (51-8093)	3	10	7	233%
Plant and System Operators, All Other (51-8099)	3	2	-1	-33%
Chemical Equipment Operators and Tenders (51-9011)	59	48	-11	-19%
Mixing and Blending Machine Setters, Operators, and Tenders (51-9023)	37	29	-8	-22%
Inspectors, Testers, Sorters, Samplers, and Weighers (51-9061)	224	179	-45	-20%
Jewelers and Precious Stone and Metal Workers (51-9071)	7	5	-2	-29%
Dental Laboratory Technicians (51-9081)	6	6	0	0%
Medical Appliance Technicians (51-9082)	1	1	0	0%
Ophthalmic Laboratory Technicians (51-9083)	6	5	-1	-17%
Painters, Transportation Equipment (51-9122)	4	2	-2	-50%
Painting, Coating, and Decorating Workers (51-9123)	1	0	-1	-100%
Semiconductor Processors (51-9141)	0	0	0	0%
Etchers and Engravers (51-9194)	1	0	-1	-100%
Aircraft Cargo Handling Supervisors (53-1011)	1	0	-1	-100%
First-Line Supervisors of Helpers, Laborers, and Material Movers, Hand (53-1021)	20	14	-6	-30%
First-Line Supervisors of Transportation and Material-Moving Machine and Vehicle Operators (53-1031)	44	34	-10	-23%
Airline Pilots, Copilots, and Flight Engineers (53-2011)	2	2	0	0%
Commercial Pilots (53-2012)	7	8	1	14%
Air Traffic Controllers (53-2021)	16	12	-4	-25%
Airfield Operations Specialists (53-2022)	2	1	-1	-50%

Occupation	2010 Jobs	2020 Jobs	Change	% Change
Flight Attendants (53-2031)	0	1	1	0%
Ambulance Drivers and Attendants, Except Emergency Medical Technicians (53-3011)	3	3	0	0%
Bus Drivers, Transit and Intercity (53-3021)	28	4	-24	-86%
Bus Drivers, School or Special Client (53-3022)	128	110	-18	-14%
Driver/Sales Workers (53-3031)	56	44	-12	-21%
Heavy and Tractor-Trailer Truck Drivers (53-3032)	369	302	-67	-18%
Light Truck or Delivery Services Drivers (53-3033)	181	139	-42	-23%
Taxi Drivers and Chauffeurs (53-3041)	72	73	1	1%
Motor Vehicle Operators, All Other (53-3099)	7	5	-2	-29%
Railroad Brake, Signal, and Switch Operators (53-4021)	30	23	-7	-23%
Railroad Conductors and Yardmasters (53-4031)	60	46	-14	-23%
Subway and Streetcar Operators (53-4041)	4	4	0	0%
Rail Transportation Workers, All Other (53-4099)	3	3	0	0%
Sailors and Marine Oilers (53-5011)	7	4	-3	-43%
Captains, Mates, and Pilots of Water Vessels (53-5021)	8	2	-6	-75%
Motorboat Operators (53-5022)	0	0	0	0%
Ship Engineers (53-5031)	3	2	-1	-33%
Traffic Technicians (53-6041)	2	2	0	0%
Transportation Inspectors (53-6051)	18	17	-1	-6%
Transportation Workers, All Other (53-6099)	3	2	-1	-33%
Conveyor Operators and Tenders (53-7011)	8	5	-3	-38%
Crane and Tower Operators (53-7021)	10	7	-3	-30%
Dredge Operators (53-7031)	6	0	-6	-100%
Excavating and Loading Machine and Dragline Operators (53-7032)	24	4	-20	-83%
Loading Machine Operators, Underground Mining (53-7033)	1	0	-1	-100%
Hoist and Winch Operators (53-7041)	0	0	0	0%

Occupation	2010 Jobs	2020 Jobs	Change	% Change
Industrial Truck and Tractor Operators (53-7051)	261	225	-36	-14%
Gas Compressor and Gas Pumping Station Operators (53-7071)	1	1	0	0%
Pump Operators, Except Wellhead Pumpers (53-7072)	1	2	1	100%
Wellhead Pumpers (53-7073)	2	2	0	0%
Military occupations (55-9999)	352	319	-33	-9%
Gaming Managers (11-9071)	0	0	0	0%

## Percentile Earnings

**\$14.31/hr**

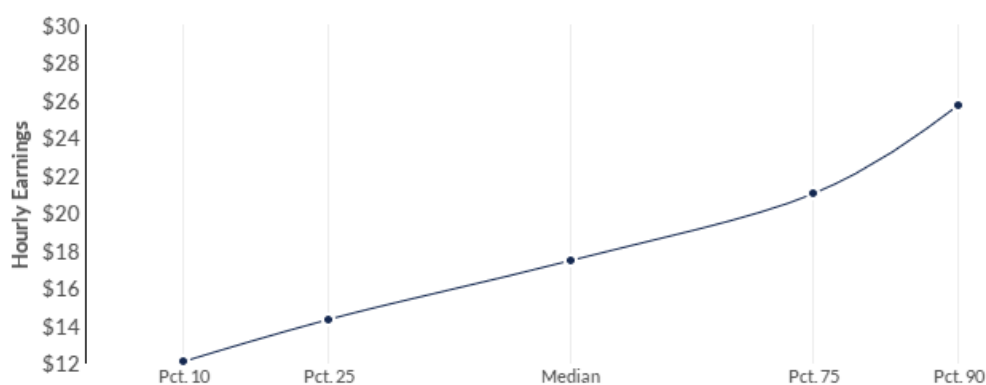
25th Percentile Earnings

**\$17.45/hr**

Median Earnings

**\$21.01/hr**

75th Percentile Earnings



Occupation	25th Percentile Earnings	Median Earnings	75th Percentile Earnings
Chief Executives (11-1011)	\$44.40	\$69.61	\$96.91
General and Operations Managers (11-1021)	\$16.94	\$27.54	\$41.89
Legislators (11-1031)	\$8.64	\$10.08	\$14.50
Advertising and Promotions Managers (11-2011)	\$38.52	\$40.24	\$42.96
Marketing Managers (11-2021)	\$30.98	\$47.58	\$65.55
Sales Managers (11-2022)	\$21.25	\$29.13	\$51.39
Public Relations and Fundraising Managers (11-2031)	\$23.33	\$33.64	\$44.87
Administrative Services Managers (11-3011)	\$23.74	\$29.34	\$37.74
Computer and Information Systems Managers (11-3021)	\$30.15	\$41.43	\$52.32
Financial Managers (11-3031)	\$28.83	\$41.70	\$61.73
Industrial Production Managers (11-3051)	\$34.84	\$44.81	\$57.52
Purchasing Managers (11-3061)	\$28.57	\$42.31	\$59.87
Transportation, Storage, and Distribution Managers (11-3071)	\$26.42	\$37.08	\$50.94
Compensation and Benefits Managers (11-3111)	\$28.88	\$44.01	\$61.59
Human Resources Managers (11-3121)	\$26.56	\$36.24	\$46.37

Occupation	25th Percentile Earnings	Median Earnings	75th Percentile Earnings
Training and Development Managers (11-3131)	\$33.48	\$38.08	\$44.09
Farmers, Ranchers, and Other Agricultural Managers (11-9013)	\$14.25	\$15.90	\$17.32
Construction Managers (11-9021)	\$17.16	\$21.57	\$26.21
Education Administrators, Preschool and Childcare Center/Program (11-9031)	\$11.44	\$15.41	\$20.46
Education Administrators, Elementary and Secondary School (11-9032)	\$31.16	\$35.11	\$40.02
Education Administrators, Postsecondary (11-9033)	\$18.48	\$26.92	\$35.92
Education Administrators, All Other (11-9039)	\$23.35	\$24.90	\$26.82
Architectural and Engineering Managers (11-9041)	\$36.98	\$49.24	\$58.47
Food Service Managers (11-9051)	\$8.19	\$9.87	\$11.79
Funeral Service Managers (11-9061)	\$14.61	\$19.43	\$24.73
Lodging Managers (11-9081)	\$10.40	\$14.38	\$18.20
Medical and Health Services Managers (11-9111)	\$30.20	\$37.31	\$46.22
Natural Sciences Managers (11-9121)	\$29.90	\$42.77	\$53.08
Postmasters and Mail Superintendents (11-9131)	\$22.15	\$22.15	\$22.15
Property, Real Estate, and Community Association Managers (11-9141)	\$11.13	\$14.50	\$18.55
Social and Community Service Managers (11-9151)	\$19.41	\$22.12	\$24.77
Emergency Management Directors (11-9161)	\$12.40	\$17.94	\$23.50
Managers, All Other (11-9199)	\$21.64	\$33.08	\$42.08
Agents and Business Managers of Artists, Performers, and Athletes (13-1011)	\$13.20	\$15.59	\$20.76
Buyers and Purchasing Agents, Farm Products (13-1021)	\$17.86	\$23.79	\$31.38
Wholesale and Retail Buyers, Except Farm Products (13-1022)	\$14.53	\$19.31	\$24.54
Purchasing Agents, Except Wholesale, Retail, and Farm Products (13-1023)	\$20.15	\$26.73	\$33.67
Claims Adjusters, Examiners, and Investigators (13-1031)	\$22.47	\$30.15	\$35.98

Occupation	25th Percentile Earnings	Median Earnings	75th Percentile Earnings
Insurance Appraisers, Auto Damage (13-1032)	\$21.85	\$26.10	\$30.86
Compliance Officers (13-1041)	\$20.22	\$31.17	\$36.01
Cost Estimators (13-1051)	\$20.40	\$27.10	\$33.62
Human Resources Specialists (13-1071)	\$16.42	\$20.51	\$27.88
Labor Relations Specialists (13-1075)	\$8.09	\$14.18	\$18.63
Logisticians (13-1081)	\$25.88	\$32.08	\$38.97
Management Analysts (13-1111)	\$19.33	\$31.82	\$42.66
Meeting, Convention, and Event Planners (13-1121)	\$13.86	\$18.20	\$23.17
Compensation, Benefits, and Job Analysis Specialists (13-1141)	\$17.34	\$22.55	\$28.71
Training and Development Specialists (13-1151)	\$15.53	\$20.46	\$26.93
Market Research Analysts and Marketing Specialists (13-1161)	\$20.38	\$29.24	\$38.61
Business Operations Specialists, All Other (13-1199)	\$25.97	\$32.36	\$38.75
Accountants and Auditors (13-2011)	\$20.82	\$28.45	\$37.95
Appraisers and Assessors of Real Estate (13-2021)	\$12.75	\$16.23	\$20.29
Budget Analysts (13-2031)	\$19.55	\$25.36	\$35.09
Credit Analysts (13-2041)	\$16.48	\$23.54	\$31.71
Financial Analysts (13-2051)	\$21.46	\$28.78	\$36.50
Personal Financial Advisors (13-2052)	\$17.27	\$28.90	\$45.00
Insurance Underwriters (13-2053)	\$21.27	\$27.79	\$37.21
Financial Examiners (13-2061)	\$30.50	\$30.50	\$30.50
Credit Counselors (13-2071)	\$15.12	\$18.47	\$23.30
Loan Officers (13-2072)	\$18.45	\$25.91	\$40.20
Tax Examiners and Collectors, and Revenue Agents (13-2081)	\$15.74	\$22.05	\$32.30
Tax Preparers (13-2082)	\$20.24	\$21.87	\$22.91
Financial Specialists, All Other (13-2099)	\$16.22	\$21.46	\$27.59



Occupation	25th Percentile Earnings	Median Earnings	75th Percentile Earnings
Computer and Information Research Scientists (15-1111)	\$37.15	\$46.88	\$58.14
Computer Systems Analysts (15-1121)	\$22.35	\$30.53	\$45.44
Information Security Analysts (15-1122)	\$32.49	\$33.21	\$34.05
Computer Programmers (15-1131)	\$22.54	\$29.42	\$42.32
Software Developers, Applications (15-1132)	\$27.37	\$35.94	\$51.06
Software Developers, Systems Software (15-1133)	\$21.93	\$28.67	\$40.47
Web Developers (15-1134)	\$14.50	\$20.04	\$30.04
Database Administrators (15-1141)	\$18.33	\$25.93	\$38.80
Network and Computer Systems Administrators (15-1142)	\$22.21	\$29.86	\$43.96
Computer Network Architects (15-1143)	\$27.63	\$37.27	\$54.97
Computer User Support Specialists (15-1151)	\$13.90	\$16.08	\$20.35
Computer Network Support Specialists (15-1152)	\$16.93	\$23.28	\$34.63
Computer Occupations, All Other (15-1199)	\$24.68	\$32.34	\$46.88
Actuaries (15-2011)	\$31.32	\$41.84	\$58.90
Mathematicians (15-2021)	\$32.09	\$44.87	\$55.32
Operations Research Analysts (15-2031)	\$18.29	\$25.39	\$38.24
Statisticians (15-2041)	\$25.34	\$34.61	\$45.37
Mathematical Technicians (15-2091)	\$16.25	\$23.42	\$33.41
Mathematical Science Occupations, All Other (15-2099)	\$18.76	\$28.80	\$42.94
Architects, Except Landscape and Naval (17-1011)	\$24.29	\$26.38	\$31.00
Landscape Architects (17-1012)	\$18.94	\$23.21	\$29.60
Cartographers and Photogrammetrists (17-1021)	\$20.77	\$26.22	\$33.55
Surveyors (17-1022)	\$23.16	\$27.21	\$35.24
Aerospace Engineers (17-2011)	\$47.10	\$47.63	\$48.21
Agricultural Engineers (17-2021)	\$44.12	\$44.12	\$44.12
Biomedical Engineers (17-2031)	\$46.48	\$46.48	\$46.48

Occupation	25th Percentile Earnings	Median Earnings	75th Percentile Earnings
Chemical Engineers (17-2041)	\$47.18	\$49.32	\$56.87
Civil Engineers (17-2051)	\$39.11	\$43.29	\$52.70
Computer Hardware Engineers (17-2061)	\$51.32	\$51.68	\$52.14
Electrical Engineers (17-2071)	\$39.40	\$42.88	\$51.29
Electronics Engineers, Except Computer (17-2072)	\$41.31	\$43.79	\$51.72
Environmental Engineers (17-2081)	\$41.22	\$46.28	\$58.08
Health and Safety Engineers, Except Mining Safety Engineers and Inspectors (17-2111)	\$34.27	\$35.03	\$35.94
Industrial Engineers (17-2112)	\$33.03	\$38.35	\$44.69
Marine Engineers and Naval Architects (17-2121)	\$31.96	\$40.21	\$50.59
Materials Engineers (17-2131)	\$47.30	\$47.30	\$47.30
Mechanical Engineers (17-2141)	\$35.13	\$37.89	\$46.18
Mining and Geological Engineers, Including Mining Safety Engineers (17-2151)	\$37.28	\$37.29	\$37.31
Nuclear Engineers (17-2161)	\$50.17	\$53.63	\$60.78
Petroleum Engineers (17-2171)	\$42.14	\$56.28	\$80.13
Engineers, All Other (17-2199)	\$30.58	\$37.68	\$48.37
Architectural and Civil Drafters (17-3011)	\$20.07	\$21.45	\$24.95
Electrical and Electronics Drafters (17-3012)	\$25.22	\$27.19	\$32.43
Mechanical Drafters (17-3013)	\$25.21	\$26.40	\$30.85
Drafters, All Other (17-3019)	\$27.74	\$27.93	\$28.04
Aerospace Engineering and Operations Technicians (17-3021)	\$21.77	\$27.49	\$34.14
Civil Engineering Technicians (17-3022)	\$22.27	\$24.33	\$28.81
Electrical and Electronics Engineering Technicians (17-3023)	\$25.72	\$28.58	\$33.68
Electro-Mechanical Technicians (17-3024)	\$28.11	\$28.11	\$28.11
Environmental Engineering Technicians (17-3025)	\$21.72	\$22.48	\$28.01
Industrial Engineering Technicians (17-3026)	\$23.11	\$24.24	\$28.26

Occupation	25th Percentile Earnings	Median Earnings	75th Percentile Earnings
Mechanical Engineering Technicians (17-3027)	\$25.37	\$27.15	\$32.52
Engineering Technicians, Except Drafters, All Other (17-3029)	\$32.46	\$34.55	\$39.56
Surveying and Mapping Technicians (17-3031)	\$17.32	\$19.13	\$24.13
Animal Scientists (19-1011)	\$35.97	\$38.65	\$47.51
Food Scientists and Technologists (19-1012)	\$35.42	\$39.97	\$43.76
Soil and Plant Scientists (19-1013)	\$40.36	\$46.20	\$52.13
Biochemists and Biophysicists (19-1021)	\$25.32	\$36.76	\$49.93
Microbiologists (19-1022)	\$44.75	\$51.30	\$59.97
Zoologists and Wildlife Biologists (19-1023)	\$38.15	\$40.46	\$43.01
Biological Scientists, All Other (19-1029)	\$40.01	\$43.90	\$44.96
Conservation Scientists (19-1031)	\$32.95	\$40.51	\$43.68
Foresters (19-1032)	\$35.05	\$38.98	\$41.44
Epidemiologists (19-1041)	\$22.97	\$29.17	\$37.72
Medical Scientists, Except Epidemiologists (19-1042)	\$36.82	\$53.30	\$71.93
Life Scientists, All Other (19-1099)	\$33.38	\$36.91	\$43.86
Astronomers (19-2011)	\$29.00	\$45.61	\$63.09
Physicists (19-2012)	\$71.33	\$71.47	\$71.63
Atmospheric and Space Scientists (19-2021)	\$27.47	\$38.07	\$46.68
Chemists (19-2031)	\$41.52	\$49.92	\$57.13
Materials Scientists (19-2032)	\$56.58	\$56.58	\$56.58
Environmental Scientists and Specialists, Including Health (19-2041)	\$32.31	\$37.05	\$43.22
Geoscientists, Except Hydrologists and Geographers (19-2042)	\$34.39	\$42.96	\$53.26
Hydrologists (19-2043)	\$41.87	\$41.87	\$41.89
Physical Scientists, All Other (19-2099)	\$47.91	\$60.50	\$67.02
Economists (19-3011)	\$29.56	\$41.42	\$56.20
Survey Researchers (19-3022)	\$38.36	\$38.37	\$38.38

Occupation	25th Percentile Earnings	Median Earnings	75th Percentile Earnings
Clinical, Counseling, and School Psychologists (19-3031)	\$37.97	\$42.71	\$47.52
Industrial-Organizational Psychologists (19-3032)	\$28.05	\$32.63	\$44.05
Psychologists, All Other (19-3039)	\$46.60	\$57.15	\$57.26
Sociologists (19-3041)	\$23.25	\$31.52	\$41.27
Urban and Regional Planners (19-3051)	\$27.73	\$35.10	\$36.91
Anthropologists and Archeologists (19-3091)	\$36.85	\$36.86	\$36.86
Geographers (19-3092)	\$37.12	\$37.13	\$37.13
Historians (19-3093)	\$31.76	\$31.78	\$31.79
Political Scientists (19-3094)	\$32.75	\$45.40	\$59.46
Social Scientists and Related Workers, All Other (19-3099)	\$32.38	\$38.75	\$41.58
Agricultural and Food Science Technicians (19-4011)	\$22.14	\$23.65	\$26.51
Biological Technicians (19-4021)	\$24.97	\$27.22	\$29.77
Chemical Technicians (19-4031)	\$22.63	\$24.55	\$26.70
Geological and Petroleum Technicians (19-4041)	\$16.53	\$23.72	\$32.54
Nuclear Technicians (19-4051)	\$46.46	\$46.46	\$46.46
Social Science Research Assistants (19-4061)	\$17.96	\$20.78	\$23.76
Environmental Science and Protection Technicians, Including Health (19-4091)	\$24.65	\$26.18	\$30.59
Forensic Science Technicians (19-4092)	\$25.47	\$25.47	\$25.48
Forest and Conservation Technicians (19-4093)	\$26.28	\$27.22	\$28.71
Life, Physical, and Social Science Technicians, All Other (19-4099)	\$27.30	\$31.91	\$35.47
Substance Abuse and Behavioral Disorder Counselors (21-1011)	\$15.06	\$17.13	\$20.18
Educational, Guidance, School, and Vocational Counselors (21-1012)	\$20.77	\$24.96	\$28.96
Marriage and Family Therapists (21-1013)	\$18.90	\$19.98	\$21.35
Mental Health Counselors (21-1014)	\$16.44	\$18.87	\$21.09

Occupation	25th Percentile Earnings	Median Earnings	75th Percentile Earnings
Rehabilitation Counselors (21-1015)	\$12.37	\$14.22	\$16.40
Counselors, All Other (21-1019)	\$14.27	\$16.45	\$18.21
Child, Family, and School Social Workers (21-1021)	\$13.55	\$15.79	\$18.40
Healthcare Social Workers (21-1022)	\$18.17	\$22.46	\$24.96
Mental Health and Substance Abuse Social Workers (21-1023)	\$14.19	\$17.21	\$20.85
Social Workers, All Other (21-1029)	\$16.37	\$19.73	\$25.34
Health Educators (21-1091)	\$15.77	\$19.05	\$22.27
Probation Officers and Correctional Treatment Specialists (21-1092)	\$16.77	\$18.35	\$20.23
Social and Human Service Assistants (21-1093)	\$9.00	\$11.26	\$14.93
Community Health Workers (21-1094)	\$11.64	\$14.99	\$18.38
Community and Social Service Specialists, All Other (21-1099)	\$11.14	\$13.98	\$16.67
Clergy (21-2011)	\$13.65	\$18.60	\$24.53
Directors, Religious Activities and Education (21-2021)	\$11.90	\$16.99	\$24.59
Religious Workers, All Other (21-2099)	\$9.05	\$12.72	\$18.24
Lawyers (23-1011)	\$29.29	\$34.28	\$45.04
Judicial Law Clerks (23-1012)	\$15.33	\$23.39	\$27.53
Administrative Law Judges, Adjudicators, and Hearing Officers (23-1021)	\$24.05	\$36.51	\$51.63
Arbitrators, Mediators, and Conciliators (23-1022)	\$18.16	\$24.75	\$36.41
Judges, Magistrate Judges, and Magistrates (23-1023)	\$22.99	\$59.82	\$65.86
Paralegals and Legal Assistants (23-2011)	\$14.30	\$15.82	\$17.47
Court Reporters (23-2091)	\$18.91	\$24.48	\$28.70
Title Examiners, Abstractors, and Searchers (23-2093)	\$16.73	\$19.90	\$23.13
Legal Support Workers, All Other (23-2099)	\$21.06	\$25.67	\$31.04
Postsecondary Teachers (25-1099)	\$18.31	\$24.12	\$30.93
Preschool Teachers, Except Special Education (25-2011)	\$11.09	\$13.20	\$16.19

Occupation	25th Percentile Earnings	Median Earnings	75th Percentile Earnings
Kindergarten Teachers, Except Special Education (25-2012)	\$17.19	\$20.25	\$23.39
Elementary School Teachers, Except Special Education (25-2021)	\$17.83	\$20.83	\$23.60
Middle School Teachers, Except Special and Career/Technical Education (25-2022)	\$18.77	\$21.81	\$25.41
Career/Technical Education Teachers, Middle School (25-2023)	\$17.68	\$20.78	\$23.19
Secondary School Teachers, Except Special and Career/Technical Education (25-2031)	\$16.68	\$20.18	\$24.27
Career/Technical Education Teachers, Secondary School (25-2032)	\$17.80	\$21.05	\$23.64
Special Education Teachers, Preschool (25-2051)	\$13.87	\$17.83	\$21.25
Special Education Teachers, Kindergarten and Elementary School (25-2052)	\$17.15	\$20.32	\$23.20
Special Education Teachers, Middle School (25-2053)	\$18.07	\$21.43	\$24.32
Special Education Teachers, Secondary School (25-2054)	\$19.33	\$22.94	\$26.48
Special Education Teachers, All Other (25-2059)	\$17.92	\$25.81	\$30.63
Adult Basic and Secondary Education and Literacy Teachers and Instructors (25-3011)	\$23.29	\$26.29	\$28.68
Self-Enrichment Education Teachers (25-3021)	\$11.52	\$15.55	\$20.66
Substitute Teachers (25-3098)	\$8.65	\$12.30	\$13.58
Teachers and Instructors, All Other (25-3099)	\$12.62	\$19.16	\$26.64
Archivists (25-4011)	\$21.69	\$22.60	\$23.85
Curators (25-4012)	\$21.77	\$21.77	\$21.77
Museum Technicians and Conservators (25-4013)	\$14.73	\$17.90	\$20.61
Librarians (25-4021)	\$20.61	\$25.31	\$28.88
Library Technicians (25-4031)	\$9.75	\$12.34	\$15.04
Audio-Visual and Multimedia Collections Specialists (25-9011)	\$15.86	\$21.62	\$25.75
Farm and Home Management Advisors (25-9021)	\$17.80	\$20.92	\$24.49
Instructional Coordinators (25-9031)	\$23.67	\$29.05	\$33.13

Occupation	25th Percentile Earnings	Median Earnings	75th Percentile Earnings
Teacher Assistants (25-9041)	\$8.05	\$8.77	\$9.92
Education, Training, and Library Workers, All Other (25-9099)	\$19.21	\$19.86	\$20.70
Art Directors (27-1011)	\$19.30	\$20.50	\$22.05
Craft Artists (27-1012)	\$6.29	\$6.67	\$7.11
Fine Artists, Including Painters, Sculptors, and Illustrators (27-1013)	\$6.55	\$8.09	\$9.97
Multimedia Artists and Animators (27-1014)	\$11.69	\$14.58	\$18.41
Artists and Related Workers, All Other (27-1019)	\$16.53	\$16.82	\$17.15
Commercial and Industrial Designers (27-1021)	\$22.47	\$22.99	\$23.52
Fashion Designers (27-1022)	\$18.91	\$23.50	\$29.27
Floral Designers (27-1023)	\$8.36	\$11.33	\$12.81
Graphic Designers (27-1024)	\$13.97	\$18.87	\$22.30
Interior Designers (27-1025)	\$16.45	\$17.18	\$17.94
Merchandise Displayers and Window Trimmers (27-1026)	\$10.16	\$14.21	\$16.94
Set and Exhibit Designers (27-1027)	\$18.83	\$18.98	\$19.13
Designers, All Other (27-1029)	\$17.24	\$17.73	\$18.24
Actors (27-2011)	\$25.12	\$25.52	\$26.74
Producers and Directors (27-2012)	\$23.95	\$25.52	\$27.73
Athletes and Sports Competitors (27-2021)	\$22.43	\$22.97	\$23.43
Coaches and Scouts (27-2022)	\$21.72	\$27.71	\$33.40
Umpires, Referees, and Other Sports Officials (27-2023)	\$19.32	\$19.46	\$19.68
Dancers (27-2031)	\$13.38	\$13.54	\$13.68
Choreographers (27-2032)	\$18.43	\$18.49	\$18.55
Music Directors and Composers (27-2041)	\$17.05	\$24.22	\$30.25
Musicians and Singers (27-2042)	\$11.55	\$20.20	\$32.77
Entertainers and Performers, Sports and Related Workers, All Other (27-2099)	\$12.77	\$14.16	\$16.12

Occupation	25th Percentile Earnings	Median Earnings	75th Percentile Earnings
Radio and Television Announcers (27-3011)	\$8.49	\$12.48	\$16.45
Public Address System and Other Announcers (27-3012)	\$10.40	\$11.61	\$12.82
Broadcast News Analysts (27-3021)	\$30.98	\$31.07	\$31.21
Reporters and Correspondents (27-3022)	\$9.36	\$13.81	\$17.50
Public Relations Specialists (27-3031)	\$16.06	\$23.84	\$30.81
Editors (27-3041)	\$13.99	\$19.09	\$23.44
Technical Writers (27-3042)	\$25.91	\$26.10	\$26.29
Writers and Authors (27-3043)	\$13.29	\$17.27	\$21.31
Interpreters and Translators (27-3091)	\$12.41	\$17.31	\$20.77
Media and Communication Workers, All Other (27-3099)	\$15.99	\$19.04	\$23.27
Audio and Video Equipment Technicians (27-4011)	\$12.00	\$17.32	\$21.86
Broadcast Technicians (27-4012)	\$16.58	\$17.22	\$18.19
Radio Operators (27-4013)	\$14.38	\$20.06	\$24.73
Sound Engineering Technicians (27-4014)	\$16.12	\$20.73	\$27.13
Photographers (27-4021)	\$9.58	\$11.90	\$13.89
Camera Operators, Television, Video, and Motion Picture (27-4031)	\$16.13	\$17.46	\$19.41
Film and Video Editors (27-4032)	\$18.95	\$19.40	\$20.31
Media and Communication Equipment Workers, All Other (27-4099)	\$15.09	\$26.97	\$34.04
Chiropractors (29-1011)	\$16.32	\$22.06	\$34.39
Dentists, General (29-1021)	\$39.33	\$50.59	\$60.38
Oral and Maxillofacial Surgeons (29-1022)	\$105.21	\$105.65	\$106.10
Orthodontists (29-1023)	\$80.42	\$81.45	\$82.52
Prosthodontists (29-1024)	\$37.14	\$43.39	\$71.57
Dentists, All Other Specialists (29-1029)	\$70.92	\$71.38	\$71.85
Dietitians and Nutritionists (29-1031)	\$19.33	\$23.16	\$26.93



Occupation	25th Percentile Earnings	Median Earnings	75th Percentile Earnings
Optometrists (29-1041)	\$34.50	\$42.27	\$57.31
Pharmacists (29-1051)	\$45.32	\$53.64	\$59.54
Anesthesiologists (29-1061)	\$83.11	\$83.30	\$114.09
Family and General Practitioners (29-1062)	\$70.49	\$91.13	\$99.39
Internists, General (29-1063)	\$68.33	\$85.18	\$97.16
Obstetricians and Gynecologists (29-1064)	\$71.46	\$79.68	\$101.50
Pediatricians, General (29-1065)	\$58.32	\$74.10	\$85.04
Psychiatrists (29-1066)	\$36.11	\$47.50	\$68.99
Surgeons (29-1067)	\$75.72	\$82.61	\$107.69
Physicians and Surgeons, All Other (29-1069)	\$49.98	\$98.57	\$103.74
Physician Assistants (29-1071)	\$27.64	\$38.18	\$44.41
Podiatrists (29-1081)	\$69.32	\$69.37	\$69.41
Occupational Therapists (29-1122)	\$30.72	\$36.18	\$41.43
Physical Therapists (29-1123)	\$30.60	\$36.15	\$40.69
Radiation Therapists (29-1124)	\$27.20	\$33.45	\$38.50
Recreational Therapists (29-1125)	\$23.53	\$23.57	\$23.62
Respiratory Therapists (29-1126)	\$19.35	\$21.78	\$25.11
Speech-Language Pathologists (29-1127)	\$23.65	\$28.99	\$36.84
Exercise Physiologists (29-1128)	\$25.51	\$26.79	\$28.06
Therapists, All Other (29-1129)	\$30.04	\$32.81	\$35.61
Veterinarians (29-1131)	\$32.76	\$40.37	\$48.07
Registered Nurses (29-1141)	\$19.38	\$24.42	\$28.23
Nurse Anesthetists (29-1151)	\$55.66	\$63.60	\$75.45
Nurse Midwives (29-1161)	\$35.93	\$42.12	\$49.46
Nurse Practitioners (29-1171)	\$32.33	\$35.26	\$41.14
Audiologists (29-1181)	\$34.19	\$34.47	\$34.82
Health Diagnosing and Treating Practitioners, All Other (29-1199)	\$20.93	\$24.39	\$33.43

Occupation	25th Percentile Earnings	Median Earnings	75th Percentile Earnings
Medical and Clinical Laboratory Technologists (29-2011)	\$17.65	\$21.05	\$24.67
Medical and Clinical Laboratory Technicians (29-2012)	\$10.76	\$12.75	\$15.41
Dental Hygienists (29-2021)	\$19.54	\$23.54	\$27.31
Cardiovascular Technologists and Technicians (29-2031)	\$12.26	\$17.91	\$22.49
Diagnostic Medical Sonographers (29-2032)	\$21.92	\$25.50	\$29.05
Nuclear Medicine Technologists (29-2033)	\$25.01	\$28.69	\$32.21
Radiologic Technologists (29-2034)	\$17.01	\$20.11	\$23.79
Magnetic Resonance Imaging Technologists (29-2035)	\$18.40	\$21.07	\$23.60
Emergency Medical Technicians and Paramedics (29-2041)	\$10.22	\$12.30	\$16.19
Dietetic Technicians (29-2051)	\$8.91	\$10.30	\$13.18
Pharmacy Technicians (29-2052)	\$10.66	\$12.48	\$14.71
Psychiatric Technicians (29-2053)	\$8.35	\$9.96	\$12.39
Respiratory Therapy Technicians (29-2054)	\$12.70	\$14.93	\$17.61
Surgical Technologists (29-2055)	\$13.25	\$15.39	\$18.42
Veterinary Technologists and Technicians (29-2056)	\$11.73	\$13.43	\$15.44
Ophthalmic Medical Technicians (29-2057)	\$9.92	\$11.54	\$13.64
Licensed Practical and Licensed Vocational Nurses (29-2061)	\$13.46	\$16.76	\$19.43
Medical Records and Health Information Technicians (29-2071)	\$11.04	\$13.50	\$17.15
Opticians, Dispensing (29-2081)	\$11.77	\$14.34	\$17.85
Orthotists and Prosthetists (29-2091)	\$29.08	\$29.19	\$29.24
Hearing Aid Specialists (29-2092)	\$21.31	\$21.39	\$21.43
Health Technologists and Technicians, All Other (29-2099)	\$13.40	\$17.24	\$22.78
Occupational Health and Safety Specialists (29-9011)	\$20.22	\$26.27	\$33.36
Occupational Health and Safety Technicians (29-9012)	\$14.66	\$18.58	\$24.70

Occupation	25th Percentile Earnings	Median Earnings	75th Percentile Earnings
Athletic Trainers (29-9091)	\$15.14	\$18.06	\$21.05
Genetic Counselors (29-9092)	\$24.02	\$29.23	\$35.76
Healthcare Practitioners and Technical Workers, All Other (29-9099)	\$12.43	\$16.39	\$24.34
Home Health Aides (31-1011)	\$7.94	\$8.62	\$9.33
Psychiatric Aides (31-1013)	\$7.91	\$8.86	\$9.96
Nursing Assistants (31-1014)	\$10.13	\$11.03	\$11.92
Orderlies (31-1015)	\$8.78	\$9.79	\$11.10
Occupational Therapy Assistants (31-2011)	\$27.17	\$27.22	\$27.28
Occupational Therapy Aides (31-2012)	\$10.66	\$10.69	\$10.73
Physical Therapist Assistants (31-2021)	\$17.88	\$22.25	\$24.75
Physical Therapist Aides (31-2022)	\$8.37	\$9.60	\$10.68
Massage Therapists (31-9011)	\$14.16	\$15.20	\$16.33
Dental Assistants (31-9091)	\$9.55	\$13.12	\$16.49
Medical Assistants (31-9092)	\$11.54	\$13.36	\$15.16
Medical Equipment Preparers (31-9093)	\$11.68	\$13.60	\$15.26
Medical Transcriptionists (31-9094)	\$11.78	\$13.88	\$15.59
Pharmacy Aides (31-9095)	\$8.61	\$9.54	\$10.72
Veterinary Assistants and Laboratory Animal Caretakers (31-9096)	\$9.34	\$10.82	\$12.13
Phlebotomists (31-9097)	\$10.35	\$11.90	\$13.14
Healthcare Support Workers, All Other (31-9099)	\$11.03	\$14.05	\$16.70
First-Line Supervisors of Correctional Officers (33-1011)	\$22.90	\$24.81	\$30.25
First-Line Supervisors of Police and Detectives (33-1012)	\$21.54	\$27.03	\$31.35
First-Line Supervisors of Fire Fighting and Prevention Workers (33-1021)	\$19.13	\$24.10	\$28.20
First-Line Supervisors of Protective Service Workers, All Other (33-1099)	\$13.18	\$17.55	\$21.83

Occupation	25th Percentile Earnings	Median Earnings	75th Percentile Earnings
Firefighters (33-2011)	\$15.22	\$20.85	\$24.90
Fire Inspectors and Investigators (33-2021)	\$19.72	\$19.99	\$20.33
Forest Fire Inspectors and Prevention Specialists (33-2022)	\$12.62	\$13.95	\$16.41
Bailiffs (33-3011)	\$10.43	\$13.85	\$17.83
Correctional Officers and Jailers (33-3012)	\$15.36	\$16.97	\$18.57
Detectives and Criminal Investigators (33-3021)	\$18.58	\$24.58	\$30.37
Fish and Game Wardens (33-3031)	\$17.16	\$19.86	\$21.44
Parking Enforcement Workers (33-3041)	\$12.78	\$13.54	\$14.44
Police and Sheriff's Patrol Officers (33-3051)	\$17.85	\$21.15	\$24.32
Transit and Railroad Police (33-3052)	\$18.22	\$22.37	\$26.74
Animal Control Workers (33-9011)	\$9.88	\$12.27	\$13.66
Private Detectives and Investigators (33-9021)	\$18.54	\$19.68	\$21.25
Gaming Surveillance Officers and Gaming Investigators (33-9031)	\$10.75	\$10.77	\$10.78
Security Guards (33-9032)	\$9.05	\$11.00	\$17.30
Crossing Guards (33-9091)	\$7.58	\$8.79	\$9.62
Lifeguards, Ski Patrol, and Other Recreational Protective Service Workers (33-9092)	\$7.93	\$8.36	\$8.86
Protective Service Workers, All Other (33-9099)	\$8.92	\$12.02	\$15.10
Chefs and Head Cooks (35-1011)	\$9.77	\$11.83	\$14.33
First-Line Supervisors of Food Preparation and Serving Workers (35-1012)	\$8.64	\$10.63	\$15.09
Cooks, Fast Food (35-2011)	\$7.92	\$8.44	\$8.95
Cooks, Institution and Cafeteria (35-2012)	\$8.09	\$8.69	\$9.29
Cooks, Private Household (35-2013)	\$8.74	\$9.91	\$13.95
Cooks, Restaurant (35-2014)	\$8.15	\$8.80	\$9.42
Cooks, Short Order (35-2015)	\$7.58	\$8.20	\$8.92
Cooks, All Other (35-2019)	\$8.00	\$9.48	\$10.97

Occupation	25th Percentile Earnings	Median Earnings	75th Percentile Earnings
Food Preparation Workers (35-2021)	\$8.08	\$8.68	\$9.28
Bartenders (35-3011)	\$7.64	\$8.22	\$8.88
Combined Food Preparation and Serving Workers, Including Fast Food (35-3021)	\$7.96	\$8.58	\$9.19
Counter Attendants, Cafeteria, Food Concession, and Coffee Shop (35-3022)	\$8.44	\$9.01	\$9.41
Waiters and Waitresses (35-3031)	\$8.14	\$8.69	\$9.22
Food Servers, Nonrestaurant (35-3041)	\$8.77	\$9.53	\$10.15
Dining Room and Cafeteria Attendants and Bartender Helpers (35-9011)	\$8.35	\$8.93	\$9.36
Dishwashers (35-9021)	\$7.64	\$8.18	\$8.61
Hosts and Hostesses, Restaurant, Lounge, and Coffee Shop (35-9031)	\$8.52	\$9.12	\$9.45
First-Line Supervisors of Housekeeping and Janitorial Workers (37-1011)	\$10.15	\$12.67	\$14.36
First-Line Supervisors of Landscaping, Lawn Service, and Groundskeeping Workers (37-1012)	\$11.10	\$12.87	\$15.43
Pest Control Workers (37-2021)	\$12.02	\$13.54	\$16.13
Landscaping and Groundskeeping Workers (37-3011)	\$7.85	\$9.26	\$10.03
Pesticide Handlers, Sprayers, and Applicators, Vegetation (37-3012)	\$9.86	\$10.75	\$12.25
Tree Trimmers and Pruners (37-3013)	\$9.85	\$10.75	\$11.82
Grounds Maintenance Workers, All Other (37-3019)	\$13.08	\$13.40	\$13.77
Gaming Supervisors (39-1011)	\$12.76	\$14.23	\$15.26
Slot Supervisors (39-1012)	\$8.40	\$9.83	\$10.82
First-Line Supervisors of Personal Service Workers (39-1021)	\$9.83	\$11.53	\$12.80
Animal Trainers (39-2011)	\$8.97	\$10.56	\$13.38
Nonfarm Animal Caretakers (39-2021)	\$9.24	\$9.86	\$10.56
Embalmers (39-4011)	\$18.70	\$18.70	\$18.70
Funeral Attendants (39-4021)	\$8.11	\$8.89	\$9.46

Occupation	25th Percentile Earnings	Median Earnings	75th Percentile Earnings
Morticians, Undertakers, and Funeral Directors (39-4031)	\$13.65	\$16.94	\$19.28
Barbers (39-5011)	\$8.07	\$8.53	\$9.01
Hairdressers, Hairstylists, and Cosmetologists (39-5012)	\$9.28	\$9.45	\$9.72
Makeup Artists, Theatrical and Performance (39-5091)	\$15.11	\$16.46	\$17.93
Manicurists and Pedicurists (39-5092)	\$8.04	\$8.66	\$9.33
Shampooers (39-5093)	\$7.10	\$7.70	\$8.43
Skincare Specialists (39-5094)	\$12.91	\$13.57	\$14.30
Travel Guides (39-7012)	\$13.09	\$13.37	\$13.64
Childcare Workers (39-9011)	\$6.55	\$6.91	\$7.29
Personal Care Aides (39-9021)	\$7.59	\$8.16	\$8.73
Fitness Trainers and Aerobics Instructors (39-9031)	\$11.55	\$13.98	\$17.23
Recreation Workers (39-9032)	\$8.50	\$9.74	\$11.38
Residential Advisors (39-9041)	\$8.27	\$9.80	\$11.76
First-Line Supervisors of Retail Sales Workers (41-1011)	\$10.98	\$13.43	\$16.46
First-Line Supervisors of Non-Retail Sales Workers (41-1012)	\$16.35	\$19.39	\$23.94
Cashiers (41-2011)	\$8.24	\$8.87	\$9.51
Gaming Change Persons and Booth Cashiers (41-2012)	\$8.68	\$10.32	\$12.63
Counter and Rental Clerks (41-2021)	\$8.20	\$8.88	\$9.70
Parts Salespersons (41-2022)	\$8.84	\$10.16	\$13.51
Retail Salespersons (41-2031)	\$8.48	\$9.48	\$12.43
Advertising Sales Agents (41-3011)	\$11.59	\$14.77	\$20.38
Insurance Sales Agents (41-3021)	\$12.06	\$13.94	\$16.40
Securities, Commodities, and Financial Services Sales Agents (41-3031)	\$20.85	\$30.44	\$49.14
Travel Agents (41-3041)	\$11.99	\$12.11	\$12.25
Sales Representatives, Services, All Other (41-3099)	\$12.55	\$15.71	\$18.05

Occupation	25th Percentile Earnings	Median Earnings	75th Percentile Earnings
Sales Representatives, Wholesale and Manufacturing, Technical and Scientific Products (41-4011)	\$20.42	\$24.73	\$31.11
Sales Representatives, Wholesale and Manufacturing, Except Technical and Scientific Products (41-4012)	\$11.49	\$16.87	\$21.50
Demonstrators and Product Promoters (41-9011)	\$9.93	\$10.29	\$10.61
Models (41-9012)	\$10.35	\$11.26	\$17.97
Real Estate Brokers (41-9021)	\$15.99	\$17.86	\$20.45
Real Estate Sales Agents (41-9022)	\$10.64	\$12.39	\$15.34
Sales Engineers (41-9031)	\$37.55	\$38.55	\$39.82
Telemarketers (41-9041)	\$8.43	\$8.69	\$9.50
Door-to-Door Sales Workers, News and Street Vendors, and Related Workers (41-9091)	\$6.30	\$6.76	\$7.30
Sales and Related Workers, All Other (41-9099)	\$12.34	\$13.69	\$16.30
First-Line Supervisors of Office and Administrative Support Workers (43-1011)	\$16.16	\$20.08	\$23.67
Switchboard Operators, Including Answering Service (43-2011)	\$8.57	\$10.11	\$12.23
Telephone Operators (43-2021)	\$11.50	\$15.57	\$22.90
Communications Equipment Operators, All Other (43-2099)	\$13.68	\$17.34	\$22.04
Bill and Account Collectors (43-3011)	\$11.01	\$13.48	\$17.03
Billing and Posting Clerks (43-3021)	\$12.36	\$13.76	\$15.24
Bookkeeping, Accounting, and Auditing Clerks (43-3031)	\$12.97	\$15.29	\$18.31
Gaming Cage Workers (43-3041)	\$9.27	\$11.17	\$14.01
Payroll and Timekeeping Clerks (43-3051)	\$13.28	\$16.85	\$18.68
Procurement Clerks (43-3061)	\$17.44	\$21.09	\$24.30
Tellers (43-3071)	\$10.68	\$12.00	\$14.56
Brokerage Clerks (43-4011)	\$21.96	\$22.18	\$22.47
Correspondence Clerks (43-4021)	\$15.61	\$16.12	\$16.70
Court, Municipal, and License Clerks (43-4031)	\$11.80	\$13.56	\$15.56

Occupation	25th Percentile Earnings	Median Earnings	75th Percentile Earnings
Credit Authorizers, Checkers, and Clerks (43-4041)	\$13.34	\$13.34	\$13.34
Customer Service Representatives (43-4051)	\$12.64	\$13.81	\$15.99
Eligibility Interviewers, Government Programs (43-4061)	\$15.20	\$16.38	\$21.17
File Clerks (43-4071)	\$10.58	\$12.78	\$15.72
Hotel, Motel, and Resort Desk Clerks (43-4081)	\$7.86	\$8.41	\$8.96
Interviewers, Except Eligibility and Loan (43-4111)	\$11.17	\$13.52	\$16.58
Library Assistants, Clerical (43-4121)	\$9.42	\$10.93	\$12.37
Loan Interviewers and Clerks (43-4131)	\$14.11	\$16.80	\$19.94
New Accounts Clerks (43-4141)	\$13.36	\$15.31	\$17.48
Order Clerks (43-4151)	\$10.32	\$12.88	\$15.73
Human Resources Assistants, Except Payroll and Timekeeping (43-4161)	\$12.50	\$14.55	\$18.65
Receptionists and Information Clerks (43-4171)	\$8.78	\$10.17	\$12.79
Reservation and Transportation Ticket Agents and Travel Clerks (43-4181)	\$10.96	\$14.02	\$17.72
Information and Record Clerks, All Other (43-4199)	\$13.06	\$15.99	\$18.71
Cargo and Freight Agents (43-5011)	\$15.04	\$16.40	\$17.89
Postal Service Clerks (43-5051)	\$13.90	\$24.73	\$25.52
Postal Service Mail Carriers (43-5052)	\$21.13	\$28.27	\$29.15
Postal Service Mail Sorters, Processors, and Processing Machine Operators (43-5053)	\$17.20	\$22.32	\$22.67
Production, Planning, and Expediting Clerks (43-5061)	\$16.95	\$19.82	\$26.43
Shipping, Receiving, and Traffic Clerks (43-5071)	\$10.57	\$13.89	\$17.90
Stock Clerks and Order Fillers (43-5081)	\$8.54	\$10.29	\$13.43
Weighers, Measurers, Checkers, and Samplers, Recordkeeping (43-5111)	\$9.05	\$11.11	\$14.14
Executive Secretaries and Executive Administrative Assistants (43-6011)	\$17.36	\$20.15	\$22.29
Legal Secretaries (43-6012)	\$14.93	\$16.12	\$17.65



Occupation	25th Percentile Earnings	Median Earnings	75th Percentile Earnings
Medical Secretaries (43-6013)	\$10.30	\$11.53	\$13.65
Secretaries and Administrative Assistants, Except Legal, Medical, and Executive (43-6014)	\$9.43	\$12.04	\$14.91
Computer Operators (43-9011)	\$12.31	\$15.20	\$18.49
Data Entry Keyers (43-9021)	\$13.21	\$13.63	\$15.28
Word Processors and Typists (43-9022)	\$12.17	\$14.13	\$16.19
Desktop Publishers (43-9031)	\$15.67	\$16.88	\$18.02
Insurance Claims and Policy Processing Clerks (43-9041)	\$11.29	\$13.40	\$16.14
Mail Clerks and Mail Machine Operators, Except Postal Service (43-9051)	\$8.52	\$10.88	\$13.15
Office Clerks, General (43-9061)	\$8.92	\$10.71	\$12.88
Office Machine Operators, Except Computer (43-9071)	\$10.62	\$13.16	\$15.87
Proofreaders and Copy Markers (43-9081)	\$11.73	\$14.56	\$18.13
Statistical Assistants (43-9111)	\$15.52	\$15.69	\$15.86
Office and Administrative Support Workers, All Other (43-9199)	\$8.33	\$10.22	\$14.29
Agricultural Inspectors (45-2011)	\$14.86	\$19.14	\$23.08
Animal Breeders (45-2021)	\$12.55	\$20.28	\$29.98
Graders and Sorters, Agricultural Products (45-2041)	\$7.73	\$8.83	\$10.58
Fishers and Related Fishing Workers (45-3011)	\$12.73	\$14.76	\$17.67
Forest and Conservation Workers (45-4011)	\$8.99	\$13.72	\$19.09
Fallers (45-4021)	\$10.73	\$14.01	\$21.13
Logging Equipment Operators (45-4022)	\$12.96	\$15.18	\$16.86
Log Graders and Scalers (45-4023)	\$12.07	\$16.30	\$20.77
Logging Workers, All Other (45-4029)	\$12.84	\$15.49	\$18.08
First-Line Supervisors of Construction Trades and Extraction Workers (47-1011)	\$16.02	\$22.27	\$26.40
Boilermakers (47-2011)	\$22.21	\$27.64	\$32.53
Brickmasons and Blockmasons (47-2021)	\$14.25	\$17.38	\$20.47

Occupation	25th Percentile Earnings	Median Earnings	75th Percentile Earnings
Stonemasons (47-2022)	\$16.10	\$16.46	\$16.69
Carpenters (47-2031)	\$12.04	\$13.61	\$15.17
Carpet Installers (47-2041)	\$12.80	\$13.71	\$14.11
Floor Layers, Except Carpet, Wood, and Hard Tiles (47-2042)	\$11.75	\$13.50	\$15.37
Floor Sanders and Finishers (47-2043)	\$10.65	\$12.30	\$13.61
Tile and Marble Setters (47-2044)	\$13.24	\$14.23	\$14.67
Cement Masons and Concrete Finishers (47-2051)	\$13.66	\$16.26	\$19.27
Terrazzo Workers and Finishers (47-2053)	\$12.77	\$16.26	\$21.57
Construction Laborers (47-2061)	\$10.39	\$11.57	\$13.20
Paving, Surfacing, and Tamping Equipment Operators (47-2071)	\$12.95	\$14.60	\$16.36
Pile-Driver Operators (47-2072)	\$19.95	\$20.55	\$21.57
Operating Engineers and Other Construction Equipment Operators (47-2073)	\$13.29	\$16.81	\$19.46
Drywall and Ceiling Tile Installers (47-2081)	\$11.51	\$13.14	\$15.44
Tapers (47-2082)	\$13.57	\$16.02	\$19.57
Electricians (47-2111)	\$22.50	\$26.90	\$31.28
Glaziers (47-2121)	\$12.30	\$14.75	\$17.90
Insulation Workers, Floor, Ceiling, and Wall (47-2131)	\$9.36	\$11.89	\$14.56
Insulation Workers, Mechanical (47-2132)	\$15.35	\$15.47	\$15.69
Painters, Construction and Maintenance (47-2141)	\$11.88	\$13.37	\$15.12
Paperhangers (47-2142)	\$11.94	\$12.03	\$12.11
Pipelayers (47-2151)	\$10.83	\$13.29	\$17.44
Plumbers, Pipefitters, and Steamfitters (47-2152)	\$14.11	\$16.92	\$20.38
Plasterers and Stucco Masons (47-2161)	\$13.66	\$14.20	\$14.76
Reinforcing Iron and Rebar Workers (47-2171)	\$15.02	\$16.07	\$16.70
Roofers (47-2181)	\$10.55	\$12.14	\$14.14
Sheet Metal Workers (47-2211)	\$12.55	\$16.20	\$20.08

Occupation	25th Percentile Earnings	Median Earnings	75th Percentile Earnings
Structural Iron and Steel Workers (47-2221)	\$14.11	\$18.10	\$24.29
Solar Photovoltaic Installers (47-2231)	\$14.13	\$14.49	\$14.69
Helpers--Brickmasons, Blockmasons, Stonemasons, and Tile and Marble Setters (47-3011)	\$10.02	\$10.20	\$10.47
Helpers--Carpenters (47-3012)	\$8.69	\$11.06	\$12.88
Helpers--Electricians (47-3013)	\$8.14	\$10.17	\$12.50
Helpers--Painters, Paperhangers, Plasterers, and Stucco Masons (47-3014)	\$7.88	\$9.54	\$11.11
Helpers--Pipelayers, Plumbers, Pipefitters, and Steamfitters (47-3015)	\$7.95	\$9.64	\$11.77
Helpers--Roofers (47-3016)	\$8.83	\$8.86	\$8.91
Helpers, Construction Trades, All Other (47-3019)	\$11.56	\$14.62	\$17.48
Construction and Building Inspectors (47-4011)	\$17.57	\$22.41	\$26.82
Elevator Installers and Repairers (47-4021)	\$26.84	\$34.02	\$40.09
Fence Erectors (47-4031)	\$9.20	\$11.27	\$13.45
Hazardous Materials Removal Workers (47-4041)	\$16.46	\$19.17	\$22.75
Highway Maintenance Workers (47-4051)	\$11.30	\$13.14	\$14.58
Rail-Track Laying and Maintenance Equipment Operators (47-4061)	\$20.91	\$25.57	\$28.53
Septic Tank Servicers and Sewer Pipe Cleaners (47-4071)	\$10.35	\$13.07	\$15.44
Segmental Pavers (47-4091)	\$10.71	\$13.53	\$15.63
Construction and Related Workers, All Other (47-4099)	\$14.26	\$17.99	\$21.31
Derrick Operators, Oil and Gas (47-5011)	\$0.00	\$0.00	\$0.00
Rotary Drill Operators, Oil and Gas (47-5012)	\$16.41	\$23.00	\$31.40
Service Unit Operators, Oil, Gas, and Mining (47-5013)	\$23.11	\$23.11	\$23.11
Earth Drillers, Except Oil and Gas (47-5021)	\$15.74	\$19.42	\$23.72
Explosives Workers, Ordnance Handling Experts, and Blasters (47-5031)	\$15.53	\$18.08	\$20.46
Continuous Mining Machine Operators (47-5041)	\$16.66	\$16.66	\$16.66

Occupation	25th Percentile Earnings	Median Earnings	75th Percentile Earnings
Mine Cutting and Channeling Machine Operators (47-5042)	\$17.60	\$17.60	\$17.60
Mining Machine Operators, All Other (47-5049)	\$0.00	\$0.00	\$0.00
Roustabouts, Oil and Gas (47-5071)	\$12.50	\$15.52	\$19.53
Extraction Workers, All Other (47-5099)	\$20.70	\$23.19	\$24.24
First-Line Supervisors of Mechanics, Installers, and Repairers (49-1011)	\$19.40	\$23.93	\$32.66
Computer, Automated Teller, and Office Machine Repairers (49-2011)	\$12.20	\$15.25	\$19.99
Radio, Cellular, and Tower Equipment Installers and Repairs (49-2021)	\$22.42	\$22.52	\$22.76
Telecommunications Equipment Installers and Repairers, Except Line Installers (49-2022)	\$18.72	\$25.04	\$32.46
Avionics Technicians (49-2091)	\$24.31	\$25.24	\$26.60
Electric Motor, Power Tool, and Related Repairers (49-2092)	\$16.63	\$21.65	\$32.82
Electrical and Electronics Installers and Repairers, Transportation Equipment (49-2093)	\$19.70	\$24.20	\$28.68
Electrical and Electronics Repairers, Commercial and Industrial Equipment (49-2094)	\$17.65	\$23.17	\$30.19
Electrical and Electronics Repairers, Powerhouse, Substation, and Relay (49-2095)	\$34.37	\$39.95	\$48.75
Electronic Equipment Installers and Repairers, Motor Vehicles (49-2096)	\$13.81	\$13.81	\$13.81
Electronic Home Entertainment Equipment Installers and Repairers (49-2097)	\$11.37	\$14.49	\$19.52
Security and Fire Alarm Systems Installers (49-2098)	\$13.37	\$16.42	\$22.21
Aircraft Mechanics and Service Technicians (49-3011)	\$17.79	\$23.43	\$30.90
Automotive Body and Related Repairers (49-3021)	\$12.31	\$15.75	\$21.50
Automotive Glass Installers and Repairers (49-3022)	\$11.49	\$13.76	\$17.39
Automotive Service Technicians and Mechanics (49-3023)	\$9.94	\$12.92	\$17.06
Bus and Truck Mechanics and Diesel Engine Specialists (49-3031)	\$15.39	\$17.46	\$22.10

Occupation	25th Percentile Earnings	Median Earnings	75th Percentile Earnings
Farm Equipment Mechanics and Service Technicians (49-3041)	\$12.78	\$16.32	\$21.88
Mobile Heavy Equipment Mechanics, Except Engines (49-3042)	\$16.15	\$19.99	\$26.29
Rail Car Repairers (49-3043)	\$20.65	\$25.93	\$30.42
Motorboat Mechanics and Service Technicians (49-3051)	\$11.79	\$15.11	\$19.57
Motorcycle Mechanics (49-3052)	\$11.48	\$14.35	\$19.39
Outdoor Power Equipment and Other Small Engine Mechanics (49-3053)	\$9.34	\$11.86	\$15.56
Bicycle Repairers (49-3091)	\$11.76	\$11.88	\$11.89
Recreational Vehicle Service Technicians (49-3092)	\$15.98	\$16.12	\$16.13
Tire Repairers and Changers (49-3093)	\$8.58	\$10.52	\$14.59
Mechanical Door Repairers (49-9011)	\$15.75	\$15.78	\$15.83
Control and Valve Installers and Repairers, Except Mechanical Door (49-9012)	\$17.54	\$24.18	\$34.54
Heating, Air Conditioning, and Refrigeration Mechanics and Installers (49-9021)	\$15.27	\$17.37	\$20.84
Home Appliance Repairers (49-9031)	\$14.71	\$14.99	\$15.47
Industrial Machinery Mechanics (49-9041)	\$21.43	\$31.55	\$35.06
Maintenance Workers, Machinery (49-9043)	\$17.12	\$22.08	\$29.29
Millwrights (49-9044)	\$19.55	\$25.29	\$33.76
Refractory Materials Repairers, Except Brickmasons (49-9045)	\$20.55	\$20.55	\$20.56
Electrical Power-Line Installers and Repairers (49-9051)	\$25.73	\$34.61	\$44.98
Telecommunications Line Installers and Repairers (49-9052)	\$19.03	\$26.98	\$40.70
Camera and Photographic Equipment Repairers (49-9061)	\$7.85	\$8.69	\$9.71
Medical Equipment Repairers (49-9062)	\$15.06	\$19.83	\$27.06
Musical Instrument Repairers and Tuners (49-9063)	\$9.80	\$11.64	\$13.93
Watch Repairers (49-9064)	\$11.86	\$14.79	\$18.08

Occupation	25th Percentile Earnings	Median Earnings	75th Percentile Earnings
Precision Instrument and Equipment Repairers, All Other (49-9069)	\$21.49	\$21.57	\$21.66
Maintenance and Repair Workers, General (49-9071)	\$12.96	\$16.43	\$21.09
Wind Turbine Service Technicians (49-9081)	\$18.83	\$21.56	\$25.32
Coin, Vending, and Amusement Machine Servicers and Repairers (49-9091)	\$11.88	\$14.40	\$18.42
Commercial Divers (49-9092)	\$22.18	\$22.82	\$23.52
Locksmiths and Safe Repairers (49-9094)	\$11.89	\$15.12	\$20.85
Manufactured Building and Mobile Home Installers (49-9095)	\$13.07	\$13.15	\$13.23
Riggers (49-9096)	\$17.33	\$17.48	\$17.71
Signal and Track Switch Repairers (49-9097)	\$22.30	\$26.92	\$32.03
Helpers--Installation, Maintenance, and Repair Workers (49-9098)	\$10.19	\$12.85	\$17.64
Installation, Maintenance, and Repair Workers, All Other (49-9099)	\$16.77	\$18.36	\$22.93
First-Line Supervisors of Production and Operating Workers (51-1011)	\$18.17	\$22.93	\$34.40
Aircraft Structure, Surfaces, Rigging, and Systems Assemblers (51-2011)	\$16.35	\$20.92	\$28.42
Coil Winders, Tapers, and Finishers (51-2021)	\$16.55	\$20.41	\$23.67
Electrical and Electronic Equipment Assemblers (51-2022)	\$12.99	\$18.16	\$22.72
Electromechanical Equipment Assemblers (51-2023)	\$15.43	\$15.43	\$15.43
Engine and Other Machine Assemblers (51-2031)	\$16.54	\$20.53	\$25.99
Structural Metal Fabricators and Fitters (51-2041)	\$14.52	\$17.78	\$21.59
Fiberglass Laminators and Fabricators (51-2091)	\$12.87	\$12.88	\$12.89
Timing Device Assemblers and Adjusters (51-2093)	\$10.01	\$13.01	\$18.64
Bakers (51-3011)	\$11.13	\$13.44	\$16.27
Butchers and Meat Cutters (51-3021)	\$11.72	\$14.69	\$18.34
Meat, Poultry, and Fish Cutters and Trimmers (51-3022)	\$10.41	\$11.31	\$12.63
Slaughterers and Meat Packers (51-3023)	\$11.37	\$13.30	\$14.76

Occupation	25th Percentile Earnings	Median Earnings	75th Percentile Earnings
Food and Tobacco Roasting, Baking, and Drying Machine Operators and Tenders (51-3091)	\$12.06	\$15.50	\$19.37
Food Batchmakers (51-3092)	\$12.07	\$14.73	\$18.21
Food Cooking Machine Operators and Tenders (51-3093)	\$10.62	\$13.92	\$16.93
Computer-Controlled Machine Tool Operators, Metal and Plastic (51-4011)	\$15.82	\$20.18	\$23.44
Computer Numerically Controlled Machine Tool Programmers, Metal and Plastic (51-4012)	\$19.41	\$19.41	\$19.41
Extruding and Drawing Machine Setters, Operators, and Tenders, Metal and Plastic (51-4021)	\$12.89	\$16.63	\$19.47
Forging Machine Setters, Operators, and Tenders, Metal and Plastic (51-4022)	\$16.25	\$16.25	\$16.25
Rolling Machine Setters, Operators, and Tenders, Metal and Plastic (51-4023)	\$12.84	\$17.34	\$20.90
Cutting, Punching, and Press Machine Setters, Operators, and Tenders, Metal and Plastic (51-4031)	\$11.96	\$14.72	\$17.72
Drilling and Boring Machine Tool Setters, Operators, and Tenders, Metal and Plastic (51-4032)	\$12.88	\$16.40	\$19.67
Grinding, Lapping, Polishing, and Buffing Machine Tool Setters, Operators, and Tenders, Metal and Plastic (51-4033)	\$10.80	\$13.61	\$16.43
Lathe and Turning Machine Tool Setters, Operators, and Tenders, Metal and Plastic (51-4034)	\$14.47	\$14.47	\$14.48
Milling and Planing Machine Setters, Operators, and Tenders, Metal and Plastic (51-4035)	\$14.12	\$18.26	\$22.14
Machinists (51-4041)	\$15.32	\$19.67	\$23.95
Model Makers, Metal and Plastic (51-4061)	\$14.81	\$19.98	\$26.70
Patternmakers, Metal and Plastic (51-4062)	\$23.07	\$23.07	\$23.07
Foundry Mold and Coremakers (51-4071)	\$11.03	\$13.56	\$16.40
Multiple Machine Tool Setters, Operators, and Tenders, Metal and Plastic (51-4081)	\$15.03	\$19.03	\$22.47
Tool and Die Makers (51-4111)	\$21.22	\$25.54	\$29.44
Welders, Cutters, Solderers, and Brazers (51-4121)	\$16.04	\$17.20	\$18.37
Welding, Soldering, and Brazing Machine Setters, Operators, and Tenders (51-4122)	\$15.96	\$19.05	\$21.81

Occupation	25th Percentile Earnings	Median Earnings	75th Percentile Earnings
Heat Treating Equipment Setters, Operators, and Tenders, Metal and Plastic (51-4191)	\$19.72	\$19.72	\$19.73
Layout Workers, Metal and Plastic (51-4192)	\$14.86	\$19.48	\$24.29
Plating and Coating Machine Setters, Operators, and Tenders, Metal and Plastic (51-4193)	\$17.83	\$17.83	\$17.83
Tool Grinders, Filers, and Sharpeners (51-4194)	\$18.83	\$18.88	\$18.93
Metal Workers and Plastic Workers, All Other (51-4199)	\$17.67	\$17.67	\$17.68
Prepress Technicians and Workers (51-5111)	\$20.11	\$20.26	\$20.43
Printing Press Operators (51-5112)	\$12.70	\$16.67	\$20.79
Laundry and Dry-Cleaning Workers (51-6011)	\$8.17	\$8.72	\$9.26
Pressers, Textile, Garment, and Related Materials (51-6021)	\$8.71	\$9.80	\$11.30
Sewing Machine Operators (51-6031)	\$9.69	\$11.55	\$14.01
Shoe and Leather Workers and Repairers (51-6041)	\$9.64	\$10.68	\$12.47
Shoe Machine Operators and Tenders (51-6042)	\$9.46	\$9.82	\$10.86
Sewers, Hand (51-6051)	\$9.78	\$10.10	\$10.44
Tailors, Dressmakers, and Custom Sewers (51-6052)	\$9.16	\$10.66	\$12.23
Textile Bleaching and Dyeing Machine Operators and Tenders (51-6061)	\$12.58	\$12.58	\$12.58
Textile Cutting Machine Setters, Operators, and Tenders (51-6062)	\$10.93	\$13.55	\$16.25
Textile Knitting and Weaving Machine Setters, Operators, and Tenders (51-6063)	\$14.72	\$17.17	\$19.12
Textile Winding, Twisting, and Drawing Out Machine Setters, Operators, and Tenders (51-6064)	\$11.45	\$11.45	\$11.45
Extruding and Forming Machine Setters, Operators, and Tenders, Synthetic and Glass Fibers (51-6091)	\$15.89	\$19.83	\$22.79
Fabric and Apparel Patternmakers (51-6092)	\$20.44	\$20.44	\$20.44
Upholsterers (51-6093)	\$13.31	\$16.34	\$18.49
Textile, Apparel, and Furnishings Workers, All Other (51-6099)	\$12.59	\$16.36	\$21.22
Cabinetmakers and Bench Carpenters (51-7011)	\$12.86	\$16.09	\$19.01



Occupation	25th Percentile Earnings	Median Earnings	75th Percentile Earnings
Furniture Finishers (51-7021)	\$12.34	\$12.36	\$12.53
Model Makers, Wood (51-7031)	\$11.86	\$13.97	\$16.20
Patternmakers, Wood (51-7032)	\$12.58	\$13.68	\$14.65
Sawing Machine Setters, Operators, and Tenders, Wood (51-7041)	\$10.47	\$13.00	\$16.28
Woodworking Machine Setters, Operators, and Tenders, Except Sawing (51-7042)	\$9.67	\$11.73	\$14.37
Woodworkers, All Other (51-7099)	\$14.69	\$15.35	\$15.93
Nuclear Power Reactor Operators (51-8011)	\$33.30	\$38.48	\$42.25
Power Distributors and Dispatchers (51-8012)	\$34.16	\$42.61	\$49.60
Power Plant Operators (51-8013)	\$31.71	\$37.27	\$41.26
Stationary Engineers and Boiler Operators (51-8021)	\$20.50	\$26.46	\$31.56
Water and Wastewater Treatment Plant and System Operators (51-8031)	\$14.86	\$18.08	\$22.11
Chemical Plant and System Operators (51-8091)	\$17.84	\$23.75	\$27.86
Gas Plant Operators (51-8092)	\$29.43	\$29.43	\$29.43
Petroleum Pump System Operators, Refinery Operators, and Gaugers (51-8093)	\$20.71	\$26.41	\$30.78
Plant and System Operators, All Other (51-8099)	\$24.59	\$24.59	\$24.59
Chemical Equipment Operators and Tenders (51-9011)	\$16.94	\$19.33	\$22.77
Mixing and Blending Machine Setters, Operators, and Tenders (51-9023)	\$14.19	\$18.69	\$22.62
Inspectors, Testers, Sorters, Samplers, and Weighers (51-9061)	\$11.09	\$13.09	\$17.49
Jewelers and Precious Stone and Metal Workers (51-9071)	\$16.72	\$21.62	\$28.48
Dental Laboratory Technicians (51-9081)	\$15.68	\$19.89	\$25.17
Medical Appliance Technicians (51-9082)	\$19.89	\$20.11	\$20.37
Ophthalmic Laboratory Technicians (51-9083)	\$12.23	\$15.01	\$18.81
Painters, Transportation Equipment (51-9122)	\$20.15	\$20.46	\$20.73
Painting, Coating, and Decorating Workers (51-9123)	\$16.60	\$16.67	\$16.72

Occupation	25th Percentile Earnings	Median Earnings	75th Percentile Earnings
Semiconductor Processors (51-9141)	\$12.96	\$15.34	\$18.44
Etchers and Engravers (51-9194)	\$16.13	\$16.13	\$16.13
Aircraft Cargo Handling Supervisors (53-1011)	\$20.25	\$20.26	\$20.26
First-Line Supervisors of Helpers, Laborers, and Material Movers, Hand (53-1021)	\$14.21	\$16.45	\$19.74
First-Line Supervisors of Transportation and Material-Moving Machine and Vehicle Operators (53-1031)	\$17.48	\$21.20	\$24.77
Airline Pilots, Copilots, and Flight Engineers (53-2011)	\$36.06	\$38.93	\$43.40
Commercial Pilots (53-2012)	\$24.58	\$37.60	\$46.32
Air Traffic Controllers (53-2021)	\$30.64	\$35.57	\$41.58
Airfield Operations Specialists (53-2022)	\$17.47	\$17.47	\$17.47
Flight Attendants (53-2031)	\$18.38	\$18.38	\$18.38
Ambulance Drivers and Attendants, Except Emergency Medical Technicians (53-3011)	\$9.06	\$9.06	\$9.06
Bus Drivers, Transit and Intercity (53-3021)	\$12.22	\$12.64	\$13.12
Bus Drivers, School or Special Client (53-3022)	\$7.78	\$8.29	\$8.81
Driver/Sales Workers (53-3031)	\$9.04	\$12.80	\$14.62
Heavy and Tractor-Trailer Truck Drivers (53-3032)	\$13.53	\$15.48	\$17.97
Light Truck or Delivery Services Drivers (53-3033)	\$9.01	\$10.81	\$14.66
Taxi Drivers and Chauffeurs (53-3041)	\$8.17	\$8.70	\$9.25
Motor Vehicle Operators, All Other (53-3099)	\$10.66	\$11.10	\$11.83
Railroad Brake, Signal, and Switch Operators (53-4021)	\$18.88	\$22.56	\$25.96
Railroad Conductors and Yardmasters (53-4031)	\$16.93	\$18.87	\$21.81
Subway and Streetcar Operators (53-4041)	\$20.83	\$26.88	\$31.07
Rail Transportation Workers, All Other (53-4099)	\$18.87	\$25.73	\$34.43
Sailors and Marine Oilers (53-5011)	\$12.41	\$16.93	\$21.92
Captains, Mates, and Pilots of Water Vessels (53-5021)	\$26.86	\$27.37	\$27.99
Motorboat Operators (53-5022)	\$13.29	\$19.27	\$29.22
Ship Engineers (53-5031)	\$20.55	\$29.47	\$39.85

Occupation	25th Percentile Earnings	Median Earnings	75th Percentile Earnings
Traffic Technicians (53-6041)	\$14.64	\$18.79	\$25.23
Transportation Inspectors (53-6051)	\$21.24	\$27.79	\$35.28
Transportation Workers, All Other (53-6099)	\$15.93	\$17.67	\$19.71
Conveyor Operators and Tenders (53-7011)	\$11.92	\$11.95	\$11.99
Crane and Tower Operators (53-7021)	\$17.00	\$20.63	\$26.01
Dredge Operators (53-7031)	\$16.97	\$21.49	\$29.21
Excavating and Loading Machine and Dragline Operators (53-7032)	\$13.33	\$13.82	\$14.48
Loading Machine Operators, Underground Mining (53-7033)	\$11.11	\$12.02	\$12.82
Hoist and Winch Operators (53-7041)	\$16.77	\$21.14	\$35.42
Industrial Truck and Tractor Operators (53-7051)	\$10.88	\$12.40	\$14.50
Gas Compressor and Gas Pumping Station Operators (53-7071)	\$18.47	\$18.47	\$18.48
Pump Operators, Except Wellhead Pumpers (53-7072)	\$14.07	\$18.83	\$25.56
Wellhead Pumpers (53-7073)	\$15.24	\$15.24	\$15.24
Military occupations (55-9999)	\$15.72	\$18.14	\$21.43
Gaming Managers (11-9071)	\$0.00	\$0.00	\$0.00

# Appendix A - Programs

Code	Description
01.0000	Agriculture, General
01.0101	Agricultural Business and Management, General
01.0102	Agribusiness/Agricultural Business Operations
01.0103	Agricultural Economics
01.0104	Farm/Farm and Ranch Management
01.0105	Agricultural/Farm Supplies Retailing and Wholesaling
01.0106	Agricultural Business Technology
01.0199	Agricultural Business and Management, Other
01.0201	Agricultural Mechanization, General
01.0204	Agricultural Power Machinery Operation
01.0205	Agricultural Mechanics and Equipment/Machine Technology
01.0299	Agricultural Mechanization, Other
01.0301	Agricultural Production Operations, General
01.0302	Animal/Livestock Husbandry and Production
01.0303	Aquaculture
01.0304	Crop Production
01.0306	Dairy Husbandry and Production
01.0307	Horse Husbandry/Equine Science and Management
01.0308	Agroecology and Sustainable Agriculture
01.0309	Viticulture and Enology
01.0399	Agricultural Production Operations, Other
01.0401	Agricultural and Food Products Processing
01.0504	Dog/Pet/Animal Grooming
01.0505	Animal Training
01.0507	Equestrian/Equine Studies
01.0508	Taxidermy/Taxidermist
01.0599	Agricultural and Domestic Animal Services, Other
01.0601	Applied Horticulture/Horticulture Operations, General
01.0603	Ornamental Horticulture

Code	Description
01.0604	Greenhouse Operations and Management
01.0605	Landscaping and Groundskeeping
01.0606	Plant Nursery Operations and Management
01.0607	Turf and Turfgrass Management
01.0608	Floriculture/Floristry Operations and Management
01.0699	Applied Horticulture/Horticultural Business Services, Other
01.0701	International Agriculture
01.0801	Agricultural and Extension Education Services
01.0802	Agricultural Communication/Journalism
01.0899	Agricultural Public Services, Other
01.0901	Animal Sciences, General
01.0902	Agricultural Animal Breeding
01.0903	Animal Health
01.0904	Animal Nutrition
01.0905	Dairy Science
01.0906	Livestock Management
01.0907	Poultry Science
01.0999	Animal Sciences, Other
01.1001	Food Science
01.1002	Food Technology and Processing
01.1099	Food Science and Technology, Other
01.1101	Plant Sciences, General
01.1102	Agronomy and Crop Science
01.1103	Horticultural Science
01.1104	Agricultural and Horticultural Plant Breeding
01.1105	Plant Protection and Integrated Pest Management
01.1106	Range Science and Management
01.1199	Plant Sciences, Other
01.1201	Soil Science and Agronomy, General
01.1202	Soil Chemistry and Physics

Code	Description
01.1203	Soil Microbiology
01.1299	Soil Sciences, Other
01.9999	Agriculture, Agriculture Operations, and Related Sciences, Other
03.0101	Natural Resources/Conservation, General
03.0103	Environmental Studies
03.0104	Environmental Science
03.0199	Natural Resources Conservation and Research, Other
03.0201	Natural Resources Management and Policy
03.0204	Natural Resource Economics
03.0205	Water, Wetlands, and Marine Resources Management
03.0206	Land Use Planning and Management/Development
03.0207	Natural Resource Recreation and Tourism
03.0208	Natural Resources Law Enforcement and Protective Services
03.0299	Natural Resources Management and Policy, Other
03.0301	Fishing and Fisheries Sciences and Management
03.0501	Forestry, General
03.0502	Forest Sciences and Biology
03.0506	Forest Management/Forest Resources Management
03.0508	Urban Forestry
03.0509	Wood Science and Wood Products/Pulp and Paper Technology
03.0510	Forest Resources Production and Management
03.0511	Forest Technology/Technician
03.0599	Forestry, Other
03.0601	Wildlife, Fish and Wildlands Science and Management
03.9999	Natural Resources and Conservation, Other
04.0201	Architecture
04.0301	City/Urban, Community and Regional Planning
04.0401	Environmental Design/Architecture
04.0501	Interior Architecture
04.0601	Landscape Architecture

Code	Description
04.0801	Architectural History and Criticism, General
04.0901	Architectural Technology/Technician
04.0902	Architectural and Building Sciences/Technology
04.0999	Architectural Sciences and Technology, Other
04.1001	Real Estate Development
04.9999	Architecture and Related Services, Other
05.0101	African Studies
05.0102	American/United States Studies/Civilization
05.0103	Asian Studies/Civilization
05.0104	East Asian Studies
05.0105	Russian, Central European, East European and Eurasian Studies
05.0106	European Studies/Civilization
05.0107	Latin American Studies
05.0108	Near and Middle Eastern Studies
05.0109	Pacific Area/Pacific Rim Studies
05.0110	Russian Studies
05.0111	Scandinavian Studies
05.0112	South Asian Studies
05.0113	Southeast Asian Studies
05.0114	Western European Studies
05.0115	Canadian Studies
05.0116	Balkans Studies
05.0117	Baltic Studies
05.0118	Slavic Studies
05.0119	Caribbean Studies
05.0120	Ural-Altaic and Central Asian Studies
05.0121	Commonwealth Studies
05.0122	Regional Studies (U.S., Canadian, Foreign)
05.0123	Chinese Studies
05.0124	French Studies

Code	Description
05.0125	German Studies
05.0126	Italian Studies
05.0127	Japanese Studies
05.0128	Korean Studies
05.0129	Polish Studies
05.0130	Spanish and Iberian Studies
05.0131	Tibetan Studies
05.0132	Ukraine Studies
05.0133	Irish Studies
05.0134	Latin American and Caribbean Studies
05.0199	Area Studies, Other
05.0200	Ethnic Studies
05.0201	African-American/Black Studies
05.0202	American Indian/Native American Studies
05.0203	Hispanic-American, Puerto Rican, and Mexican-American/Chicano Studies
05.0206	Asian-American Studies
05.0207	Women's Studies
05.0208	Gay/Lesbian Studies
05.0209	Folklore Studies
05.0210	Disability Studies
05.0211	Deaf Studies
05.0299	Ethnic, Cultural Minority, Gender, and Group Studies, Other
09.0100	Communication, General
09.0101	Speech Communication and Rhetoric
09.0102	Mass Communication/Media Studies
09.0199	Communication and Media Studies, Other
09.0401	Journalism
09.0402	Broadcast Journalism
09.0404	Photojournalism
09.0499	Journalism, Other



Code	Description
09.0701	Radio and Television
09.0702	Digital Communication and Media/Multimedia
09.0799	Radio, Television, and Digital Communication, Other
09.0900	Public Relations, Advertising, and Applied Communication
09.0901	Organizational Communication, General
09.0902	Public Relations/Image Management
09.0903	Advertising
09.0904	Political Communication
09.0905	Health Communication
09.0906	Sports Communication
09.0907	International and Intercultural Communication
09.0908	Technical and Scientific Communication
09.0999	Public Relations, Advertising, and Applied Communication, Other
09.1001	Publishing
09.9999	Communication, Journalism, and Related Programs, Other
10.0105	Communications Technology/Technician
10.0201	Photographic and Film/Video Technology/Technician and Assistant
10.0202	Radio and Television Broadcasting Technology/Technician
10.0203	Recording Arts Technology/Technician
10.0299	Audiovisual Communications Technologies/Technicians, Other
10.0301	Graphic Communications, General
10.0302	Printing Management
10.0303	Prepress/Desktop Publishing and Digital Imaging Design
10.0304	Animation, Interactive Technology, Video Graphics and Special Effects
10.0305	Graphic and Printing Equipment Operator, General Production
10.0306	Platemaker/Imager
10.0307	Printing Press Operator
10.0308	Computer Typography and Composition Equipment Operator
10.0399	Graphic Communications, Other
10.9999	Communications Technologies/Technicians and Support Services, Other

Code	Description
11.0101	Computer and Information Sciences, General
11.0102	Artificial Intelligence
11.0103	Information Technology
11.0104	Informatics
11.0199	Computer and Information Sciences, Other
11.0201	Computer Programming/Programmer, General
11.0202	Computer Programming, Specific Applications
11.0203	Computer Programming, Vendor/Product Certification
11.0299	Computer Programming, Other
11.0301	Data Processing and Data Processing Technology/Technician
11.0401	Information Science/Studies
11.0501	Computer Systems Analysis/Analyst
11.0601	Data Entry/Microcomputer Applications, General
11.0602	Word Processing
11.0699	Data Entry/Microcomputer Applications, Other
11.0701	Computer Science
11.0801	Web Page, Digital/Multimedia and Information Resources Design
11.0802	Data Modeling/Warehousing and Database Administration
11.0803	Computer Graphics
11.0804	Modeling, Virtual Environments and Simulation
11.0899	Computer Software and Media Applications, Other
11.0901	Computer Systems Networking and Telecommunications
11.1001	Network and System Administration/Administrator
11.1002	System, Networking, and LAN/WAN Management/Manager
11.1003	Computer and Information Systems Security/Information Assurance
11.1004	Web/Multimedia Management and Webmaster
11.1005	Information Technology Project Management
11.1006	Computer Support Specialist
11.1099	Computer/Information Technology Services Administration and Management, Other
11.9999	Computer and Information Sciences and Support Services, Other

Code	Description
12.0301	Funeral Service and Mortuary Science, General
12.0302	Funeral Direction/Service
12.0303	Mortuary Science and Embalming/Embalmer
12.0399	Funeral Service and Mortuary Science, Other
12.0401	Cosmetology/Cosmetologist, General
12.0402	Barbering/Barber
12.0404	Electrolysis/Electrology and Electrolysis Technician
12.0406	Make-Up Artist/Specialist
12.0407	Hair Styling/Stylist and Hair Design
12.0408	Facial Treatment Specialist/Facialist
12.0409	Aesthetician/Esthetician and Skin Care Specialist
12.0410	Nail Technician/Specialist and Manicurist
12.0411	Permanent Cosmetics/Makeup and Tattooing
12.0412	Salon/Beauty Salon Management/Manager
12.0413	Cosmetology, Barber/Styling, and Nail Instructor
12.0414	Master Aesthetician/Esthetician
12.0499	Cosmetology and Related Personal Grooming Arts, Other
12.0500	Cooking and Related Culinary Arts, General
12.0501	Baking and Pastry Arts/Baker/Pastry Chef
12.0502	Bartending/Bartender
12.0503	Culinary Arts/Chef Training
12.0504	Restaurant, Culinary, and Catering Management/Manager
12.0505	Food Preparation/Professional Cooking/Kitchen Assistant
12.0506	Meat Cutting/Meat Cutter
12.0507	Food Service, Waiter/Waitress, and Dining Room Management/Manager
12.0508	Institutional Food Workers
12.0509	Culinary Science/Culinology
12.0510	Wine Steward/Sommelier
12.0599	Culinary Arts and Related Services, Other
12.9999	Personal and Culinary Services, Other

Code	Description
13.0101	Education, General
13.0201	Bilingual and Multilingual Education
13.0202	Multicultural Education
13.0203	Indian/Native American Education
13.0299	Bilingual, Multilingual, and Multicultural Education, Other
13.0301	Curriculum and Instruction
13.0401	Educational Leadership and Administration, General
13.0402	Administration of Special Education
13.0403	Adult and Continuing Education Administration
13.0404	Educational, Instructional, and Curriculum Supervision
13.0406	Higher Education/Higher Education Administration
13.0407	Community College Education
13.0408	Elementary and Middle School Administration/Principalship
13.0409	Secondary School Administration/Principalship
13.0410	Urban Education and Leadership
13.0411	Superintendency and Educational System Administration
13.0499	Educational Administration and Supervision, Other
13.0501	Educational/Instructional Technology
13.0601	Educational Evaluation and Research
13.0603	Educational Statistics and Research Methods
13.0604	Educational Assessment, Testing, and Measurement
13.0607	Learning Sciences
13.0699	Educational Assessment, Evaluation, and Research, Other
13.0701	International and Comparative Education
13.0901	Social and Philosophical Foundations of Education
13.1001	Special Education and Teaching, General
13.1003	Education/Teaching of Individuals with Hearing Impairments Including Deafness
13.1004	Education/Teaching of the Gifted and Talented
13.1005	Education/Teaching of Individuals with Emotional Disturbances
13.1006	Education/Teaching of Individuals with Mental Retardation

Code	Description
13.1007	Education/Teaching of Individuals with Multiple Disabilities
13.1008	Education/Teaching of Individuals with Orthopedic and Other Physical Health Impairments
13.1009	Education/Teaching of Individuals with Vision Impairments Including Blindness
13.1011	Education/Teaching of Individuals with Specific Learning Disabilities
13.1012	Education/Teaching of Individuals with Speech or Language Impairments
13.1013	Education/Teaching of Individuals with Autism
13.1014	Education/Teaching of Individuals Who are Developmentally Delayed
13.1015	Education/Teaching of Individuals in Early Childhood Special Education Programs
13.1016	Education/Teaching of Individuals with Traumatic Brain Injuries
13.1017	Education/Teaching of Individuals in Elementary Special Education Programs
13.1018	Education/Teaching of Individuals in Junior High/Middle School Special Education Programs
13.1019	Education/Teaching of Individuals in Secondary Special Education Programs
13.1099	Special Education and Teaching, Other
13.1101	Counselor Education/School Counseling and Guidance Services
13.1102	College Student Counseling and Personnel Services
13.1199	Student Counseling and Personnel Services, Other
13.1201	Adult and Continuing Education and Teaching
13.1202	Elementary Education and Teaching
13.1203	Junior High/Intermediate/Middle School Education and Teaching
13.1205	Secondary Education and Teaching
13.1206	Teacher Education, Multiple Levels
13.1207	Montessori Teacher Education
13.1208	Waldorf/Steiner Teacher Education
13.1209	Kindergarten/Preschool Education and Teaching
13.1210	Early Childhood Education and Teaching
13.1299	Teacher Education and Professional Development, Specific Levels and Methods, Other
13.1301	Agricultural Teacher Education
13.1302	Art Teacher Education
13.1303	Business Teacher Education
13.1304	Driver and Safety Teacher Education

Code	Description
13.1305	English/Language Arts Teacher Education
13.1306	Foreign Language Teacher Education
13.1307	Health Teacher Education
13.1308	Family and Consumer Sciences/Home Economics Teacher Education
13.1309	Technology Teacher Education/Industrial Arts Teacher Education
13.1310	Sales and Marketing Operations/Marketing and Distribution Teacher Education
13.1311	Mathematics Teacher Education
13.1312	Music Teacher Education
13.1314	Physical Education Teaching and Coaching
13.1315	Reading Teacher Education
13.1316	Science Teacher Education/General Science Teacher Education
13.1317	Social Science Teacher Education
13.1318	Social Studies Teacher Education
13.1319	Technical Teacher Education
13.1320	Trade and Industrial Teacher Education
13.1321	Computer Teacher Education
13.1322	Biology Teacher Education
13.1323	Chemistry Teacher Education
13.1324	Drama and Dance Teacher Education
13.1325	French Language Teacher Education
13.1326	German Language Teacher Education
13.1327	Health Occupations Teacher Education
13.1328	History Teacher Education
13.1329	Physics Teacher Education
13.1330	Spanish Language Teacher Education
13.1331	Speech Teacher Education
13.1332	Geography Teacher Education
13.1333	Latin Teacher Education
13.1334	School Librarian/School Library Media Specialist
13.1335	Psychology Teacher Education

Code	Description
13.1337	Earth Science Teacher Education
13.1338	Environmental Education
13.1399	Teacher Education and Professional Development, Specific Subject Areas, Other
13.1401	Teaching English as a Second or Foreign Language/ESL Language Instructor
13.1402	Teaching French as a Second or Foreign Language
13.1499	Teaching English or French as a Second or Foreign Language, Other
13.1501	Teacher Assistant/Aide
13.1502	Adult Literacy Tutor/Instructor
13.1599	Teaching Assistants/Aides, Other
13.9999	Education, Other
14.0101	Engineering, General
14.0102	Pre-Engineering
14.0201	Aerospace, Aeronautical and Astronautical/Space Engineering
14.0301	Agricultural Engineering
14.0401	Architectural Engineering
14.0501	Bioengineering and Biomedical Engineering
14.0601	Ceramic Sciences and Engineering
14.0701	Chemical Engineering
14.0702	Chemical and Biomolecular Engineering
14.0799	Chemical Engineering, Other
14.0801	Civil Engineering, General
14.0802	Geotechnical and Geoenvironmental Engineering
14.0803	Structural Engineering
14.0804	Transportation and Highway Engineering
14.0805	Water Resources Engineering
14.0899	Civil Engineering, Other
14.0901	Computer Engineering, General
14.0902	Computer Hardware Engineering
14.0903	Computer Software Engineering
14.0999	Computer Engineering, Other

Code	Description
14.1001	Electrical and Electronics Engineering
14.1003	Laser and Optical Engineering
14.1004	Telecommunications Engineering
14.1099	Electrical, Electronics and Communications Engineering, Other
14.1101	Engineering Mechanics
14.1201	Engineering Physics/Applied Physics
14.1301	Engineering Science
14.1401	Environmental/Environmental Health Engineering
14.1801	Materials Engineering
14.1901	Mechanical Engineering
14.2001	Metallurgical Engineering
14.2101	Mining and Mineral Engineering
14.2201	Naval Architecture and Marine Engineering
14.2301	Nuclear Engineering
14.2401	Ocean Engineering
14.2501	Petroleum Engineering
14.2701	Systems Engineering
14.2801	Textile Sciences and Engineering
14.3201	Polymer/Plastics Engineering
14.3301	Construction Engineering
14.3401	Forest Engineering
14.3501	Industrial Engineering
14.3601	Manufacturing Engineering
14.3701	Operations Research
14.3801	Surveying Engineering
14.3901	Geological/Geophysical Engineering
14.4001	Paper Science and Engineering
14.4101	Electromechanical Engineering
14.4201	Mechatronics, Robotics, and Automation Engineering
14.4301	Biochemical Engineering



Code	Description
14.4401	Engineering Chemistry
14.4501	Biological/Biosystems Engineering
14.9999	Engineering, Other
15.0000	Engineering Technology, General
15.0101	Architectural Engineering Technology/Technician
15.0201	Civil Engineering Technology/Technician
15.0303	Electrical, Electronic and Communications Engineering Technology/Technician
15.0304	Laser and Optical Technology/Technician
15.0305	Telecommunications Technology/Technician
15.0306	Integrated Circuit Design
15.0399	Electrical and Electronic Engineering Technologies/Technicians, Other
15.0401	Biomedical Technology/Technician
15.0403	Electromechanical Technology/Electromechanical Engineering Technology
15.0404	Instrumentation Technology/Technician
15.0405	Robotics Technology/Technician
15.0406	Automation Engineer Technology/Technician
15.0499	Electromechanical and Instrumentation and Maintenance Technologies/Technicians, Other
15.0501	Heating, Ventilation, Air Conditioning and Refrigeration Engineering Technology/Technician
15.0503	Energy Management and Systems Technology/Technician
15.0505	Solar Energy Technology/Technician
15.0506	Water Quality and Wastewater Treatment Management and Recycling Technology/Technician
15.0507	Environmental Engineering Technology/Environmental Technology
15.0508	Hazardous Materials Management and Waste Technology/Technician
15.0599	Environmental Control Technologies/Technicians, Other
15.0607	Plastics and Polymer Engineering Technology/Technician
15.0611	Metallurgical Technology/Technician
15.0612	Industrial Technology/Technician
15.0613	Manufacturing Engineering Technology/Technician
15.0614	Welding Engineering Technology/Technician
15.0615	Chemical Engineering Technology/Technician

Code	Description
15.0616	Semiconductor Manufacturing Technology
15.0699	Industrial Production Technologies/Technicians, Other
15.0701	Occupational Safety and Health Technology/Technician
15.0702	Quality Control Technology/Technician
15.0703	Industrial Safety Technology/Technician
15.0704	Hazardous Materials Information Systems Technology/Technician
15.0799	Quality Control and Safety Technologies/Technicians, Other
15.0801	Aeronautical/Aerospace Engineering Technology/Technician
15.0803	Automotive Engineering Technology/Technician
15.0805	Mechanical Engineering/Mechanical Technology/Technician
15.0899	Mechanical Engineering Related Technologies/Technicians, Other
15.0901	Mining Technology/Technician
15.0903	Petroleum Technology/Technician
15.0999	Mining and Petroleum Technologies/Technicians, Other
15.1001	Construction Engineering Technology/Technician
15.1102	Surveying Technology/Surveying
15.1103	Hydraulics and Fluid Power Technology/Technician
15.1199	Engineering-Related Technologies, Other
15.1201	Computer Engineering Technology/Technician
15.1202	Computer Technology/Computer Systems Technology
15.1203	Computer Hardware Technology/Technician
15.1204	Computer Software Technology/Technician
15.1299	Computer Engineering Technologies/Technicians, Other
15.1301	Drafting and Design Technology/Technician, General
15.1302	CAD/CADD Drafting and/or Design Technology/Technician
15.1303	Architectural Drafting and Architectural CAD/CADD
15.1304	Civil Drafting and Civil Engineering CAD/CADD
15.1305	Electrical/Electronics Drafting and Electrical/Electronics CAD/CADD
15.1306	Mechanical Drafting and Mechanical Drafting CAD/CADD
15.1399	Drafting/Design Engineering Technologies/Technicians, Other

Code	Description
15.1401	Nuclear Engineering Technology/Technician
15.1501	Engineering/Industrial Management
15.1502	Engineering Design
15.1503	Packaging Science
15.1599	Engineering-Related Fields, Other
15.1601	Nanotechnology
15.9999	Engineering Technologies and Engineering-Related Fields, Other
16.0101	Foreign Languages and Literatures, General
16.0102	Linguistics
16.0103	Language Interpretation and Translation
16.0104	Comparative Literature
16.0105	Applied Linguistics
16.0199	Linguistic, Comparative, and Related Language Studies and Services, Other
16.0201	African Languages, Literatures, and Linguistics
16.0300	East Asian Languages, Literatures, and Linguistics, General
16.0301	Chinese Language and Literature
16.0302	Japanese Language and Literature
16.0303	Korean Language and Literature
16.0304	Tibetan Language and Literature
16.0399	East Asian Languages, Literatures, and Linguistics, Other
16.0400	Slavic Languages, Literatures, and Linguistics, General
16.0401	Baltic Languages, Literatures, and Linguistics
16.0402	Russian Language and Literature
16.0404	Albanian Language and Literature
16.0405	Bulgarian Language and Literature
16.0406	Czech Language and Literature
16.0407	Polish Language and Literature
16.0408	Bosnian, Serbian, and Croatian Languages and Literatures
16.0409	Slovak Language and Literature
16.0410	Ukrainian Language and Literature

Code	Description
16.0499	Slavic, Baltic, and Albanian Languages, Literatures, and Linguistics, Other
16.0500	Germanic Languages, Literatures, and Linguistics, General
16.0501	German Language and Literature
16.0502	Scandinavian Languages, Literatures, and Linguistics
16.0503	Danish Language and Literature
16.0504	Dutch/Flemish Language and Literature
16.0505	Norwegian Language and Literature
16.0506	Swedish Language and Literature
16.0599	Germanic Languages, Literatures, and Linguistics, Other
16.0601	Modern Greek Language and Literature
16.0700	South Asian Languages, Literatures, and Linguistics, General
16.0701	Hindi Language and Literature
16.0702	Sanskrit and Classical Indian Languages, Literatures, and Linguistics
16.0704	Bengali Language and Literature
16.0705	Punjabi Language and Literature
16.0706	Tamil Language and Literature
16.0707	Urdu Language and Literature
16.0799	South Asian Languages, Literatures, and Linguistics, Other
16.0801	Iranian Languages, Literatures, and Linguistics
16.0900	Romance Languages, Literatures, and Linguistics, General
16.0901	French Language and Literature
16.0902	Italian Language and Literature
16.0904	Portuguese Language and Literature
16.0905	Spanish Language and Literature
16.0906	Romanian Language and Literature
16.0907	Catalan Language and Literature
16.0908	Hispanic and Latin American Languages, Literatures, and Linguistics, General
16.0999	Romance Languages, Literatures, and Linguistics, Other
16.1001	American Indian/Native American Languages, Literatures, and Linguistics
16.1100	Middle/Near Eastern and Semitic Languages, Literatures, and Linguistics, General

Code	Description
16.1101	Arabic Language and Literature
16.1102	Hebrew Language and Literature
16.1103	Ancient Near Eastern and Biblical Languages, Literatures, and Linguistics
16.1199	Middle/Near Eastern and Semitic Languages, Literatures, and Linguistics, Other
16.1200	Classics and Classical Languages, Literatures, and Linguistics, General
16.1202	Ancient/Classical Greek Language and Literature
16.1203	Latin Language and Literature
16.1299	Classics and Classical Languages, Literatures, and Linguistics, Other
16.1301	Celtic Languages, Literatures, and Linguistics
16.1400	Southeast Asian Languages, Literatures, and Linguistics, General
16.1401	Australian/Oceanic/Pacific Languages, Literatures, and Linguistics
16.1402	Indonesian/Malay Languages and Literatures
16.1403	Burmese Language and Literature
16.1404	Filipino/Tagalog Language and Literature
16.1405	Khmer/Cambodian Language and Literature
16.1406	Lao Language and Literature
16.1407	Thai Language and Literature
16.1408	Vietnamese Language and Literature
16.1499	Southeast Asian and Australasian/Pacific Languages, Literatures, and Linguistics, Other
16.1501	Turkish Language and Literature
16.1502	Uralic Languages, Literatures, and Linguistics
16.1503	Hungarian/Magyar Language and Literature
16.1504	Mongolian Language and Literature
16.1599	Turkic, Uralic-Altaic, Caucasian, and Central Asian Languages, Literatures, and Linguistics, Other
16.1601	American Sign Language (ASL)
16.1602	Linguistics of ASL and Other Sign Languages
16.1603	Sign Language Interpretation and Translation
16.1699	American Sign Language, Other
16.9999	Foreign Languages, Literatures, and Linguistics, Other
19.0000	Work and Family Studies

Code	Description
19.0101	Family and Consumer Sciences/Human Sciences, General
19.0201	Business Family and Consumer Sciences/Human Sciences
19.0202	Family and Consumer Sciences/Human Sciences Communication
19.0203	Consumer Merchandising/Retailing Management
19.0299	Family and Consumer Sciences/Human Sciences Business Services, Other
19.0401	Family Resource Management Studies, General
19.0402	Consumer Economics
19.0403	Consumer Services and Advocacy
19.0499	Family and Consumer Economics and Related Services, Other
19.0501	Foods, Nutrition, and Wellness Studies, General
19.0504	Human Nutrition
19.0505	Foodservice Systems Administration/Management
19.0599	Foods, Nutrition, and Related Services, Other
19.0601	Housing and Human Environments, General
19.0604	Facilities Planning and Management
19.0605	Home Furnishings and Equipment Installers
19.0699	Housing and Human Environments, Other
19.0701	Human Development and Family Studies, General
19.0702	Adult Development and Aging
19.0704	Family Systems
19.0706	Child Development
19.0707	Family and Community Services
19.0708	Child Care and Support Services Management
19.0709	Child Care Provider/Assistant
19.0710	Developmental Services Worker
19.0799	Human Development, Family Studies, and Related Services, Other
19.0901	Apparel and Textiles, General
19.0902	Apparel and Textile Manufacture
19.0904	Textile Science
19.0905	Apparel and Textile Marketing Management

Code	Description
19.0906	Fashion and Fabric Consultant
19.0999	Apparel and Textiles, Other
19.9999	Family and Consumer Sciences/Human Sciences, Other
22.0000	Legal Studies, General
22.0001	Pre-Law Studies
22.0101	Law
22.0201	Advanced Legal Research/Studies, General
22.0202	Programs for Foreign Lawyers
22.0203	American/U.S. Law/Legal Studies/Jurisprudence
22.0204	Canadian Law/Legal Studies/Jurisprudence
22.0205	Banking, Corporate, Finance, and Securities Law
22.0206	Comparative Law
22.0207	Energy, Environment, and Natural Resources Law
22.0208	Health Law
22.0209	International Law and Legal Studies
22.0210	International Business, Trade, and Tax Law
22.0211	Tax Law/Taxation
22.0212	Intellectual Property Law
22.0299	Legal Research and Advanced Professional Studies, Other
22.0301	Legal Administrative Assistant/Secretary
22.0302	Legal Assistant/Paralegal
22.0303	Court Reporting/Court Reporter
22.0399	Legal Support Services, Other
22.9999	Legal Professions and Studies, Other
23.0101	English Language and Literature, General
23.1301	Writing, General
23.1302	Creative Writing
23.1303	Professional, Technical, Business, and Scientific Writing
23.1304	Rhetoric and Composition
23.1399	Rhetoric and Composition/Writing Studies, Other

Code	Description
23.1401	General Literature
23.1402	American Literature (United States)
23.1403	American Literature (Canadian)
23.1404	English Literature (British and Commonwealth)
23.1405	Children's and Adolescent Literature
23.1499	Literature, Other
23.9999	English Language and Literature/Letters, Other
24.0101	Liberal Arts and Sciences/Liberal Studies
24.0102	General Studies
24.0103	Humanities/Humanistic Studies
24.0199	Liberal Arts and Sciences, General Studies and Humanities, Other
25.0101	Library and Information Science
25.0102	Children and Youth Library Services
25.0103	Archives/Archival Administration
25.0199	Library Science and Administration, Other
25.0301	Library and Archives Assisting
25.9999	Library Science, Other
26.0101	Biology/Biological Sciences, General
26.0102	Biomedical Sciences, General
26.0202	Biochemistry
26.0203	Biophysics
26.0204	Molecular Biology
26.0205	Molecular Biochemistry
26.0206	Molecular Biophysics
26.0207	Structural Biology
26.0208	Photobiology
26.0209	Radiation Biology/Radiobiology
26.0210	Biochemistry and Molecular Biology
26.0299	Biochemistry, Biophysics and Molecular Biology, Other
26.0301	Botany/Plant Biology



Code	Description
26.0305	Plant Pathology/Phytopathology
26.0307	Plant Physiology
26.0308	Plant Molecular Biology
26.0399	Botany/Plant Biology, Other
26.0401	Cell/Cellular Biology and Histology
26.0403	Anatomy
26.0404	Developmental Biology and Embryology
26.0406	Cell/Cellular and Molecular Biology
26.0407	Cell Biology and Anatomy
26.0499	Cell/Cellular Biology and Anatomical Sciences, Other
26.0502	Microbiology, General
26.0503	Medical Microbiology and Bacteriology
26.0504	Virology
26.0505	Parasitology
26.0506	Mycology
26.0507	Immunology
26.0508	Microbiology and Immunology
26.0599	Microbiological Sciences and Immunology, Other
26.0701	Zoology/Animal Biology
26.0702	Entomology
26.0707	Animal Physiology
26.0708	Animal Behavior and Ethology
26.0709	Wildlife Biology
26.0799	Zoology/Animal Biology, Other
26.0801	Genetics, General
26.0802	Molecular Genetics
26.0803	Microbial and Eukaryotic Genetics
26.0804	Animal Genetics
26.0805	Plant Genetics
26.0806	Human/Medical Genetics

Code	Description
26.0807	Genome Sciences/Genomics
26.0899	Genetics, Other
26.0901	Physiology, General
26.0902	Molecular Physiology
26.0903	Cell Physiology
26.0904	Endocrinology
26.0905	Reproductive Biology
26.0907	Cardiovascular Science
26.0908	Exercise Physiology
26.0909	Vision Science/Physiological Optics
26.0910	Pathology/Experimental Pathology
26.0911	Oncology and Cancer Biology
26.0912	Aerospace Physiology and Medicine
26.0999	Physiology, Pathology, and Related Sciences, Other
26.1001	Pharmacology
26.1002	Molecular Pharmacology
26.1003	Neuropharmacology
26.1004	Toxicology
26.1005	Molecular Toxicology
26.1006	Environmental Toxicology
26.1007	Pharmacology and Toxicology
26.1099	Pharmacology and Toxicology, Other
26.1101	Biometry/Biometrics
26.1102	Biostatistics
26.1103	Bioinformatics
26.1104	Computational Biology
26.1199	Biomathematics, Bioinformatics, and Computational Biology, Other
26.1201	Biotechnology
26.1301	Ecology
26.1302	Marine Biology and Biological Oceanography

Code	Description
26.1303	Evolutionary Biology
26.1304	Aquatic Biology/Limnology
26.1305	Environmental Biology
26.1306	Population Biology
26.1307	Conservation Biology
26.1308	Systematic Biology/Biological Systematics
26.1309	Epidemiology
26.1310	Ecology and Evolutionary Biology
26.1399	Ecology, Evolution, Systematics and Population Biology, Other
26.1401	Molecular Medicine
26.1501	Neuroscience
26.1502	Neuroanatomy
26.1503	Neurobiology and Anatomy
26.1504	Neurobiology and Behavior
26.1599	Neurobiology and Neurosciences, Other
26.9999	Biological and Biomedical Sciences, Other
27.0101	Mathematics, General
27.0102	Algebra and Number Theory
27.0103	Analysis and Functional Analysis
27.0104	Geometry/Geometric Analysis
27.0105	Topology and Foundations
27.0199	Mathematics, Other
27.0301	Applied Mathematics, General
27.0303	Computational Mathematics
27.0304	Computational and Applied Mathematics
27.0305	Financial Mathematics
27.0306	Mathematical Biology
27.0399	Applied Mathematics, Other
27.0501	Statistics, General
27.0502	Mathematical Statistics and Probability

Code	Description
27.0503	Mathematics and Statistics
27.0599	Statistics, Other
27.9999	Mathematics and Statistics, Other
28.0101	Air Force JROTC/ROTC
28.0199	Air Force ROTC, Air Science and Operations, Other
28.0301	Army JROTC/ROTC
28.0399	Army ROTC, Military Science and Operations, Other
28.0401	Navy/Marine Corps JROTC/ROTC
28.0499	Navy/Marine Corps ROTC, Naval Science and Operations, Other
28.0501	Air Science/Airpower Studies
28.0502	Air and Space Operational Art and Science
28.0503	Military Operational Art and Science/Studies
28.0504	Advanced Military and Operational Studies
28.0505	Naval Science and Operational Studies
28.0506	Special, Irregular and Counterterrorist Operations
28.0599	Military Science and Operational Studies, Other
28.0601	Strategic Studies, General
28.0602	Military and Strategic Leadership
28.0603	Military and International Operational Law
28.0604	Joint Operations Planning and Strategy
28.0605	Weapons of Mass Destruction
28.0699	National Security Policy and Strategy, Other
28.0701	National Resource Strategy and Policy
28.0702	Industry Studies
28.0703	Military Installation Management
28.0799	Military Economics and Management, Other
28.9999	Military Science, Leadership and Operational Art, Other
29.0201	Intelligence, General
29.0202	Strategic Intelligence
29.0203	Signal/Geospatial Intelligence

Code	Description
29.0204	Command & Control (C3, C4I) Systems and Operations
29.0205	Information Operations/Joint Information Operations
29.0206	Information/Psychological Warfare and Military Media Relations
29.0207	Cyber/Electronic Operations and Warfare
29.0299	Intelligence, Command Control and Information Operations, Other
29.0301	Combat Systems Engineering
29.0302	Directed Energy Systems
29.0303	Engineering Acoustics
29.0304	Low-Observables and Stealth Technology
29.0305	Space Systems Operations
29.0306	Operational Oceanography
29.0307	Undersea Warfare
29.0399	Military Applied Sciences, Other
29.0401	Aerospace Ground Equipment Technology
29.0402	Air and Space Operations Technology
29.0403	Aircraft Armament Systems Technology
29.0404	Explosive Ordnance/Bomb Disposal
29.0405	Joint Command/Task Force (C3, C4I) Systems
29.0406	Military Information Systems Technology
29.0407	Missile and Space Systems Technology
29.0408	Munitions Systems/Ordnance Technology
29.0409	Radar Communications and Systems Technology
29.0499	Military Systems and Maintenance Technology, Other
29.9999	Military Technologies and Applied Sciences, Other
30.0000	Multi-/Interdisciplinary Studies, General
30.0101	Biological and Physical Sciences
30.0501	Peace Studies and Conflict Resolution
30.0601	Systems Science and Theory
30.0801	Mathematics and Computer Science
30.1001	Biopsychology

Code	Description
30.1101	Gerontology
30.1201	Historic Preservation and Conservation
30.1202	Cultural Resource Management and Policy Analysis
30.1299	Historic Preservation and Conservation, Other
30.1301	Medieval and Renaissance Studies
30.1401	Museology/Museum Studies
30.1501	Science, Technology and Society
30.1601	Accounting and Computer Science
30.1701	Behavioral Sciences
30.1801	Natural Sciences
30.1901	Nutrition Sciences
30.2001	International/Global Studies
30.2101	Holocaust and Related Studies
30.2201	Ancient Studies/Civilization
30.2202	Classical, Ancient Mediterranean and Near Eastern Studies and Archaeology
30.2301	Intercultural/Multicultural and Diversity Studies
30.2501	Cognitive Science
30.2601	Cultural Studies/Critical Theory and Analysis
30.2701	Human Biology
30.2801	Dispute Resolution
30.2901	Maritime Studies
30.3001	Computational Science
30.3101	Human Computer Interaction
30.3201	Marine Sciences
30.3301	Sustainability Studies
30.9999	Multi-/Interdisciplinary Studies, Other
31.0101	Parks, Recreation and Leisure Studies
31.0301	Parks, Recreation and Leisure Facilities Management, General
31.0302	Golf Course Operation and Grounds Management
31.0399	Parks, Recreation and Leisure Facilities Management, Other

Code	Description
31.0501	Health and Physical Education/Fitness, General
31.0504	Sport and Fitness Administration/Management
31.0505	Kinesiology and Exercise Science
31.0507	Physical Fitness Technician
31.0508	Sports Studies
31.0599	Health and Physical Education/Fitness, Other
31.0601	Outdoor Education
31.9999	Parks, Recreation, Leisure, and Fitness Studies, Other
32.0101	Basic Skills and Developmental/Remedial Education, General
32.0104	Developmental/Remedial Mathematics
32.0105	Job-Seeking/Changing Skills
32.0107	Career Exploration/Awareness Skills
32.0108	Developmental/Remedial English
32.0109	Second Language Learning
32.0110	Basic Computer Skills
32.0111	Workforce Development and Training
32.0199	Basic Skills and Developmental/Remedial Education, Other
33.0101	Citizenship Activities, General
33.0102	American Citizenship Education
33.0103	Community Awareness
33.0104	Community Involvement
33.0105	Canadian Citizenship Education
33.0199	Citizenship Activities, Other
34.0102	Birthing and Parenting Knowledge and Skills
34.0103	Personal Health Improvement and Maintenance
34.0104	Addiction Prevention and Treatment
34.0199	Health-Related Knowledge and Skills, Other
35.0101	Interpersonal and Social Skills, General
35.0102	Interpersonal Relationships Skills
35.0103	Business and Social Skills

Code	Description
35.0199	Interpersonal Social Skills, Other
36.0101	Leisure and Recreational Activities, General
36.0102	Handicrafts and Model-Making
36.0103	Board, Card and Role-Playing Games
36.0105	Home Maintenance and Improvement
36.0106	Nature Appreciation
36.0107	Pet Ownership and Care
36.0108	Sports and Exercise
36.0109	Travel and Exploration
36.0110	Art
36.0111	Collecting
36.0112	Cooking and Other Domestic Skills
36.0113	Computer Games and Programming Skills
36.0114	Dancing
36.0115	Music
36.0116	Reading
36.0117	Theatre/Theater
36.0118	Writing
36.0119	Aircraft Pilot (Private)
36.0199	Leisure and Recreational Activities, Other
37.0101	Self-Awareness and Personal Assessment
37.0102	Stress Management and Coping Skills
37.0103	Personal Decision-Making Skills
37.0104	Self-Esteem and Values Clarification
37.0199	Personal Awareness and Self-Improvement, Other
38.0001	Philosophy and Religious Studies, General
38.0101	Philosophy
38.0102	Logic
38.0103	Ethics
38.0104	Applied and Professional Ethics



Code	Description
38.0199	Philosophy, Other
38.0201	Religion/Religious Studies
38.0202	Buddhist Studies
38.0203	Christian Studies
38.0204	Hindu Studies
38.0205	Islamic Studies
38.0206	Jewish/Judaic Studies
38.0299	Religion/Religious Studies, Other
38.9999	Philosophy and Religious Studies, Other
39.0201	Bible/Biblical Studies
39.0301	Missions/Missionary Studies and Missiology
39.0401	Religious Education
39.0501	Religious/Sacred Music
39.0601	Theology/Theological Studies
39.0602	Divinity/Ministry
39.0604	Pre-Theology/Pre-Ministerial Studies
39.0605	Rabbinical Studies
39.0606	Talmudic Studies
39.0699	Theological and Ministerial Studies, Other
39.0701	Pastoral Studies/Counseling
39.0702	Youth Ministry
39.0703	Urban Ministry
39.0704	Women's Ministry
39.0705	Lay Ministry
39.0799	Pastoral Counseling and Specialized Ministries, Other
39.9999	Theology and Religious Vocations, Other
40.0101	Physical Sciences
40.0201	Astronomy
40.0202	Astrophysics
40.0203	Planetary Astronomy and Science

Code	Description
40.0299	Astronomy and Astrophysics, Other
40.0401	Atmospheric Sciences and Meteorology, General
40.0402	Atmospheric Chemistry and Climatology
40.0403	Atmospheric Physics and Dynamics
40.0404	Meteorology
40.0499	Atmospheric Sciences and Meteorology, Other
40.0501	Chemistry, General
40.0502	Analytical Chemistry
40.0503	Inorganic Chemistry
40.0504	Organic Chemistry
40.0506	Physical Chemistry
40.0507	Polymer Chemistry
40.0508	Chemical Physics
40.0509	Environmental Chemistry
40.0510	Forensic Chemistry
40.0511	Theoretical Chemistry
40.0599	Chemistry, Other
40.0601	Geology/Earth Science, General
40.0602	Geochemistry
40.0603	Geophysics and Seismology
40.0604	Paleontology
40.0605	Hydrology and Water Resources Science
40.0606	Geochemistry and Petrology
40.0607	Oceanography, Chemical and Physical
40.0699	Geological and Earth Sciences/Geosciences, Other
40.0801	Physics, General
40.0802	Atomic/Molecular Physics
40.0804	Elementary Particle Physics
40.0805	Plasma and High-Temperature Physics
40.0806	Nuclear Physics

Code	Description
40.0807	Optics/Optical Sciences
40.0808	Condensed Matter and Materials Physics
40.0809	Acoustics
40.0810	Theoretical and Mathematical Physics
40.0899	Physics, Other
40.1001	Materials Science
40.1002	Materials Chemistry
40.1099	Materials Sciences, Other
40.9999	Physical Sciences, Other
41.0000	Science Technologies/Technicians, General
41.0101	Biology Technician/Biotechnology Laboratory Technician
41.0204	Industrial Radiologic Technology/Technician
41.0205	Nuclear/Nuclear Power Technology/Technician
41.0299	Nuclear and Industrial Radiologic Technologies/Technicians, Other
41.0301	Chemical Technology/Technician
41.0303	Chemical Process Technology
41.0399	Physical Science Technologies/Technicians, Other
41.9999	Science Technologies/Technicians, Other
42.0101	Psychology, General
42.2701	Cognitive Psychology and Psycholinguistics
42.2702	Comparative Psychology
42.2703	Developmental and Child Psychology
42.2704	Experimental Psychology
42.2705	Personality Psychology
42.2706	Physiological Psychology/Psychobiology
42.2707	Social Psychology
42.2708	Psychometrics and Quantitative Psychology
42.2709	Psychopharmacology
42.2799	Research and Experimental Psychology, Other
42.2801	Clinical Psychology

Code	Description
42.2802	Community Psychology
42.2803	Counseling Psychology
42.2804	Industrial and Organizational Psychology
42.2805	School Psychology
42.2806	Educational Psychology
42.2807	Clinical Child Psychology
42.2808	Environmental Psychology
42.2809	Geropsychology
42.2810	Health/Medical Psychology
42.2811	Family Psychology
42.2812	Forensic Psychology
42.2813	Applied Psychology
42.2814	Applied Behavior Analysis
42.2899	Clinical, Counseling and Applied Psychology, Other
42.9999	Psychology, Other
43.0102	Corrections
43.0103	Criminal Justice/Law Enforcement Administration
43.0104	Criminal Justice/Safety Studies
43.0106	Forensic Science and Technology
43.0107	Criminal Justice/Police Science
43.0109	Security and Loss Prevention Services
43.0110	Juvenile Corrections
43.0111	Criminalistics and Criminal Science
43.0112	Securities Services Administration/Management
43.0113	Corrections Administration
43.0114	Law Enforcement Investigation and Interviewing
43.0115	Law Enforcement Record-Keeping and Evidence Management
43.0116	Cyber/Computer Forensics and Counterterrorism
43.0117	Financial Forensics and Fraud Investigation
43.0118	Law Enforcement Intelligence Analysis

Code	Description
43.0119	Critical Incident Response/Special Police Operations
43.0120	Protective Services Operations
43.0121	Suspension and Debarment Investigation
43.0122	Maritime Law Enforcement
43.0123	Cultural/Archaeological Resources Protection
43.0199	Corrections and Criminal Justice, Other
43.0201	Fire Prevention and Safety Technology/Technician
43.0202	Fire Services Administration
43.0203	Fire Science/Fire-fighting
43.0204	Fire Systems Technology
43.0205	Fire/Arson Investigation and Prevention
43.0206	Wildland/Forest Firefighting and Investigation
43.0299	Fire Protection, Other
43.0301	Homeland Security
43.0302	Crisis/Emergency/Disaster Management
43.0303	Critical Infrastructure Protection
43.0304	Terrorism and Counterterrorism Operations
43.0399	Homeland Security, Other
43.9999	Homeland Security, Law Enforcement, Firefighting and Related Protective Services, Other
44.0000	Human Services, General
44.0201	Community Organization and Advocacy
44.0401	Public Administration
44.0501	Public Policy Analysis, General
44.0502	Education Policy Analysis
44.0503	Health Policy Analysis
44.0504	International Policy Analysis
44.0599	Public Policy Analysis, Other
44.0701	Social Work
44.0702	Youth Services/Administration
44.0799	Social Work, Other

Code	Description
44.9999	Public Administration and Social Service Professions, Other
45.0101	Social Sciences, General
45.0102	Research Methodology and Quantitative Methods
45.0201	Anthropology
45.0202	Physical and Biological Anthropology
45.0203	Medical Anthropology
45.0204	Cultural Anthropology
45.0299	Anthropology, Other
45.0301	Archeology
45.0401	Criminology
45.0501	Demography and Population Studies
45.0601	Economics, General
45.0602	Applied Economics
45.0603	Econometrics and Quantitative Economics
45.0604	Development Economics and International Development
45.0605	International Economics
45.0699	Economics, Other
45.0701	Geography
45.0702	Geographic Information Science and Cartography
45.0799	Geography, Other
45.0901	International Relations and Affairs
45.0902	National Security Policy Studies
45.0999	International Relations and National Security Studies, Other
45.1001	Political Science and Government, General
45.1002	American Government and Politics (United States)
45.1003	Canadian Government and Politics
45.1004	Political Economy
45.1099	Political Science and Government, Other
45.1101	Sociology
45.1201	Urban Studies/Affairs

Code	Description
45.1301	Sociology and Anthropology
45.1401	Rural Sociology
45.9999	Social Sciences, Other
46.0000	Construction Trades, General
46.0101	Mason/Masonry
46.0201	Carpentry/Carpenter
46.0301	Electrical and Power Transmission Installation/Installer, General
46.0302	Electrician
46.0303	Lineworker
46.0399	Electrical and Power Transmission Installers, Other
46.0401	Building/Property Maintenance
46.0402	Concrete Finishing/Concrete Finisher
46.0403	Building/Home/Construction Inspection/Inspector
46.0404	Drywall Installation/Drywaller
46.0406	Glazier
46.0408	Painting/Painter and Wall Coverer
46.0410	Rofer
46.0411	Metal Building Assembly/Assembler
46.0412	Building/Construction Site Management/Manager
46.0413	Carpet, Floor, and Tile Worker
46.0414	Insulator
46.0415	Building Construction Technology
46.0499	Building/Construction Finishing, Management, and Inspection, Other
46.0502	Pipefitting/Pipefitter and Sprinkler Fitter
46.0503	Plumbing Technology/Plumber
46.0504	Well Drilling/Driller
46.0505	Blasting/Blaster
46.0599	Plumbing and Related Water Supply Services, Other
46.9999	Construction Trades, Other
47.0000	Mechanics and Repairers, General

Code	Description
47.0101	Electrical/Electronics Equipment Installation and Repair, General
47.0102	Business Machine Repair
47.0103	Communications Systems Installation and Repair Technology
47.0104	Computer Installation and Repair Technology/Technician
47.0105	Industrial Electronics Technology/Technician
47.0106	Appliance Installation and Repair Technology/Technician
47.0110	Security System Installation, Repair, and Inspection Technology/Technician
47.0199	Electrical/Electronics Maintenance and Repair Technology, Other
47.0201	Heating, Air Conditioning, Ventilation and Refrigeration Maintenance Technology/Technician
47.0302	Heavy Equipment Maintenance Technology/Technician
47.0303	Industrial Mechanics and Maintenance Technology
47.0399	Heavy/Industrial Equipment Maintenance Technologies, Other
47.0402	Gunsmithing/Gunsmith
47.0403	Locksmithing and Safe Repair
47.0404	Musical Instrument Fabrication and Repair
47.0408	Watchmaking and Jewelmaking
47.0409	Parts and Warehousing Operations and Maintenance Technology/Technician
47.0499	Precision Systems Maintenance and Repair Technologies, Other
47.0600	Vehicle Maintenance and Repair Technologies, General
47.0603	Autobody/Collision and Repair Technology/Technician
47.0604	Automobile/Automotive Mechanics Technology/Technician
47.0605	Diesel Mechanics Technology/Technician
47.0606	Small Engine Mechanics and Repair Technology/Technician
47.0607	Airframe Mechanics and Aircraft Maintenance Technology/Technician
47.0608	Aircraft Powerplant Technology/Technician
47.0609	Avionics Maintenance Technology/Technician
47.0610	Bicycle Mechanics and Repair Technology/Technician
47.0611	Motorcycle Maintenance and Repair Technology/Technician
47.0612	Vehicle Emissions Inspection and Maintenance Technology/Technician
47.0613	Medium/Heavy Vehicle and Truck Technology/Technician



Code	Description
47.0614	Alternative Fuel Vehicle Technology/Technician
47.0615	Engine Machinist
47.0616	Marine Maintenance/Fitter and Ship Repair Technology/Technician
47.0617	High Performance and Custom Engine Technician/Mechanic
47.0618	Recreation Vehicle (RV) Service Technician
47.0699	Vehicle Maintenance and Repair Technologies, Other
47.9999	Mechanic and Repair Technologies/Technicians, Other
48.0000	Precision Production Trades, General
48.0303	Upholstery/Upholsterer
48.0304	Shoe, Boot and Leather Repair
48.0399	Leatherworking and Upholstery, Other
48.0501	Machine Tool Technology/Machinist
48.0503	Machine Shop Technology/Assistant
48.0506	Sheet Metal Technology/Sheetworking
48.0507	Tool and Die Technology/Technician
48.0508	Welding Technology/Welder
48.0509	Ironworking/Ironworker
48.0510	Computer Numerically Controlled (CNC) Machinist Technology/CNC Machinist
48.0511	Metal Fabricator
48.0599	Precision Metal Working, Other
48.0701	Woodworking, General
48.0702	Furniture Design and Manufacturing
48.0703	Cabinetmaking and Millwork
48.0799	Woodworking, Other
48.0801	Boilermaking/Boilermaker
48.9999	Precision Production, Other
49.0101	Aeronautics/Aviation/Aerospace Science and Technology, General
49.0102	Airline/Commercial/Professional Pilot and Flight Crew
49.0104	Aviation/Airway Management and Operations
49.0105	Air Traffic Controller

Code	Description
49.0106	Airline Flight Attendant
49.0108	Flight Instructor
49.0199	Air Transportation, Other
49.0202	Construction/Heavy Equipment/Earthmoving Equipment Operation
49.0205	Truck and Bus Driver/Commercial Vehicle Operator and Instructor
49.0206	Mobil Crane Operation/Operator
49.0207	Flagging and Traffic Control
49.0208	Railroad and Railway Transportation
49.0299	Ground Transportation, Other
49.0303	Commercial Fishing
49.0304	Diver, Professional and Instructor
49.0309	Marine Science/Merchant Marine Officer
49.0399	Marine Transportation, Other
49.9999	Transportation and Materials Moving, Other
50.0101	Visual and Performing Arts, General
50.0102	Digital Arts
50.0201	Crafts/Craft Design, Folk Art and Artisanry
50.0301	Dance, General
50.0302	Ballet
50.0399	Dance, Other
50.0401	Design and Visual Communications, General
50.0402	Commercial and Advertising Art
50.0404	Industrial and Product Design
50.0406	Commercial Photography
50.0407	Fashion/Apparel Design
50.0408	Interior Design
50.0409	Graphic Design
50.0410	Illustration
50.0411	Game and Interactive Media Design
50.0499	Design and Applied Arts, Other

Code	Description
50.0501	Drama and Dramatics/Theatre Arts, General
50.0502	Technical Theatre/Theatre Design and Technology
50.0504	Playwriting and Screenwriting
50.0505	Theatre Literature, History and Criticism
50.0506	Acting
50.0507	Directing and Theatrical Production
50.0509	Musical Theatre
50.0510	Costume Design
50.0599	Dramatic/Theatre Arts and Stagecraft, Other
50.0601	Film/Cinema/Video Studies
50.0602	Cinematography and Film/Video Production
50.0605	Photography
50.0607	Documentary Production
50.0699	Film/Video and Photographic Arts, Other
50.0701	Art/Art Studies, General
50.0702	Fine/Studio Arts, General
50.0703	Art History, Criticism and Conservation
50.0705	Drawing
50.0706	Intermedia/Multimedia
50.0708	Painting
50.0709	Sculpture
50.0710	Printmaking
50.0711	Ceramic Arts and Ceramics
50.0712	Fiber, Textile and Weaving Arts
50.0713	Metal and Jewelry Arts
50.0799	Fine Arts and Art Studies, Other
50.0901	Music, General
50.0902	Music History, Literature, and Theory
50.0903	Music Performance, General
50.0904	Music Theory and Composition

Code	Description
50.0905	Musicology and Ethnomusicology
50.0906	Conducting
50.0907	Keyboard Instruments
50.0908	Voice and Opera
50.0910	Jazz/Jazz Studies
50.0911	Stringed Instruments
50.0912	Music Pedagogy
50.0913	Music Technology
50.0914	Brass Instruments
50.0915	Woodwind Instruments
50.0916	Percussion Instruments
50.0999	Music, Other
50.1001	Arts, Entertainment, and Media Management, General
50.1002	Fine and Studio Arts Management
50.1003	Music Management
50.1004	Theatre/Theatre Arts Management
50.1099	Arts, Entertainment, and Media Management, Other
50.9999	Visual and Performing Arts, Other
51.0000	Health Services/Allied Health/Health Sciences, General
51.0001	Health and Wellness, General
51.0101	Chiropractic
51.0201	Communication Sciences and Disorders, General
51.0202	Audiology/Audiologist
51.0203	Speech-Language Pathology/Pathologist
51.0204	Audiology/Audiologist and Speech-Language Pathology/Pathologist
51.0299	Communication Disorders Sciences and Services, Other
51.0401	Dentistry
51.0501	Dental Clinical Sciences, General
51.0502	Advanced General Dentistry
51.0503	Oral Biology and Oral and Maxillofacial Pathology

Code	Description
51.0504	Dental Public Health and Education
51.0505	Dental Materials
51.0506	Endodontics/Endodontology
51.0507	Oral/Maxillofacial Surgery
51.0508	Orthodontics/Orthodontology
51.0509	Pediatric Dentistry/Pedodontics
51.0510	Periodontics/Periodontology
51.0511	Prosthodontics/Prosthodontology
51.0599	Advanced/Graduate Dentistry and Oral Sciences, Other
51.0601	Dental Assisting/Assistant
51.0602	Dental Hygiene/Hygienist
51.0603	Dental Laboratory Technology/Technician
51.0699	Dental Services and Allied Professions, Other
51.0701	Health/Health Care Administration/Management
51.0702	Hospital and Health Care Facilities Administration/Management
51.0703	Health Unit Coordinator/Ward Clerk
51.0704	Health Unit Manager/Ward Supervisor
51.0705	Medical Office Management/Administration
51.0706	Health Information/Medical Records Administration/Administrator
51.0707	Health Information/Medical Records Technology/Technician
51.0708	Medical Transcription/Transcriptionist
51.0709	Medical Office Computer Specialist/Assistant
51.0710	Medical Office Assistant/Specialist
51.0711	Medical/Health Management and Clinical Assistant/Specialist
51.0712	Medical Reception/Receptionist
51.0713	Medical Insurance Coding Specialist/Coder
51.0714	Medical Insurance Specialist/Medical Biller
51.0715	Health/Medical Claims Examiner
51.0716	Medical Administrative/Executive Assistant and Medical Secretary
51.0717	Medical Staff Services Technology/Technician

Code	Description
51.0718	Long Term Care Administration/Management
51.0719	Clinical Research Coordinator
51.0799	Health and Medical Administrative Services, Other
51.0801	Medical/Clinical Assistant
51.0802	Clinical/Medical Laboratory Assistant
51.0803	Occupational Therapist Assistant
51.0805	Pharmacy Technician/Assistant
51.0806	Physical Therapy Technician/Assistant
51.0808	Veterinary/Animal Health Technology/Technician and Veterinary Assistant
51.0809	Anesthesiologist Assistant
51.0810	Emergency Care Attendant (EMT Ambulance)
51.0811	Pathology/Pathologist Assistant
51.0812	Respiratory Therapy Technician/Assistant
51.0813	Chiropractic Assistant/Technician
51.0814	Radiologist Assistant
51.0815	Lactation Consultant
51.0816	Speech-Language Pathology Assistant
51.0899	Allied Health and Medical Assisting Services, Other
51.0901	Cardiovascular Technology/Technologist
51.0902	Electrocardiograph Technology/Technician
51.0903	Electroneurodiagnostic/Electroencephalographic Technology/Technologist
51.0904	Emergency Medical Technology/Technician (EMT Paramedic)
51.0905	Nuclear Medical Technology/Technologist
51.0906	Perfusion Technology/Perfusionist
51.0907	Medical Radiologic Technology/Science - Radiation Therapist
51.0908	Respiratory Care Therapy/Therapist
51.0909	Surgical Technology/Technologist
51.0910	Diagnostic Medical Sonography/Sonographer and Ultrasound Technician
51.0911	Radiologic Technology/Science - Radiographer
51.0912	Physician Assistant

Code	Description
51.0913	Athletic Training/Trainer
51.0914	Gene/Genetic Therapy
51.0915	Cardiopulmonary Technology/Technologist
51.0916	Radiation Protection/Health Physics Technician
51.0917	Polysomnography
51.0918	Hearing Instrument Specialist
51.0919	Mammography Technician/Technology
51.0920	Magnetic Resonance Imaging (MRI) Technology/Technician
51.0999	Allied Health Diagnostic, Intervention, and Treatment Professions, Other
51.1001	Blood Bank Technology Specialist
51.1002	Cytotechnology/Cytotechnologist
51.1003	Hematology Technology/Technician
51.1004	Clinical/Medical Laboratory Technician
51.1005	Clinical Laboratory Science/Medical Technology/Technologist
51.1006	Ophthalmic Laboratory Technology/Technician
51.1007	Histologic Technology/Histotechnologist
51.1008	Histologic Technician
51.1009	Phlebotomy Technician/Phlebotomist
51.1010	Cytogenetics/Genetics/Clinical Genetics Technology/Technologist
51.1011	Renal/Dialysis Technologist/Technician
51.1012	Sterile Processing Technology/Technician
51.1099	Clinical/Medical Laboratory Science and Allied Professions, Other
51.1101	Pre-Dentistry Studies
51.1102	Pre-Medicine/Pre-Medical Studies
51.1103	Pre-Pharmacy Studies
51.1104	Pre-Veterinary Studies
51.1105	Pre-Nursing Studies
51.1106	Pre-Chiropractic Studies
51.1107	Pre-Occupational Therapy Studies
51.1108	Pre-Optometry Studies

Code	Description
51.1109	Pre-Physical Therapy Studies
51.1199	Health/Medical Preparatory Programs, Other
51.1201	Medicine
51.1401	Medical Scientist
51.1501	Substance Abuse/Addiction Counseling
51.1502	Psychiatric/Mental Health Services Technician
51.1503	Clinical/Medical Social Work
51.1504	Community Health Services/Liaison/Counseling
51.1505	Marriage and Family Therapy/Counseling
51.1506	Clinical Pastoral Counseling/Patient Counseling
51.1507	Psychoanalysis and Psychotherapy
51.1508	Mental Health Counseling/Counselor
51.1509	Genetic Counseling/Counselor
51.1599	Mental and Social Health Services and Allied Professions, Other
51.1701	Optometry
51.1801	Opticianry/Ophthalmic Dispensing Optician
51.1802	Optometric Technician/Assistant
51.1803	Ophthalmic Technician/Technologist
51.1804	Orthoptics/Orthoptist
51.1899	Ophthalmic and Optometric Support Services and Allied Professions, Other
51.1901	Osteopathic Medicine/Osteopathy
51.2001	Pharmacy
51.2002	Pharmacy Administration and Pharmacy Policy and Regulatory Affairs
51.2003	Pharmaceutics and Drug Design
51.2004	Medicinal and Pharmaceutical Chemistry
51.2005	Natural Products Chemistry and Pharmacognosy
51.2006	Clinical and Industrial Drug Development
51.2007	Pharmacoeconomics/Pharmaceutical Economics
51.2008	Clinical, Hospital, and Managed Care Pharmacy
51.2009	Industrial and Physical Pharmacy and Cosmetic Sciences



Code	Description
51.2010	Pharmaceutical Sciences
51.2011	Pharmaceutical Marketing and Management
51.2099	Pharmacy, Pharmaceutical Sciences, and Administration, Other
51.2101	Podiatric Medicine/Podiatry
51.2201	Public Health, General
51.2202	Environmental Health
51.2205	Health/Medical Physics
51.2206	Occupational Health and Industrial Hygiene
51.2207	Public Health Education and Promotion
51.2208	Community Health and Preventive Medicine
51.2209	Maternal and Child Health
51.2210	International Public Health/International Health
51.2211	Health Services Administration
51.2212	Behavioral Aspects of Health
51.2299	Public Health, Other
51.2301	Art Therapy/Therapist
51.2302	Dance Therapy/Therapist
51.2305	Music Therapy/Therapist
51.2306	Occupational Therapy/Therapist
51.2307	Orthotist/Prosthetist
51.2308	Physical Therapy/Therapist
51.2309	Therapeutic Recreation/Recreational Therapy
51.2310	Vocational Rehabilitation Counseling/Counselor
51.2311	Kinesiotherapy/Kinesiotherapist
51.2312	Assistive/Augmentative Technology and Rehabilitation Engineering
51.2313	Animal-Assisted Therapy
51.2314	Rehabilitation Science
51.2399	Rehabilitation and Therapeutic Professions, Other
51.2401	Veterinary Medicine
51.2501	Veterinary Sciences/Veterinary Clinical Sciences, General

Code	Description
51.2502	Veterinary Anatomy
51.2503	Veterinary Physiology
51.2504	Veterinary Microbiology and Immunobiology
51.2505	Veterinary Pathology and Pathobiology
51.2506	Veterinary Toxicology and Pharmacology
51.2507	Large Animal/Food Animal and Equine Surgery and Medicine
51.2508	Small/Companion Animal Surgery and Medicine
51.2509	Comparative and Laboratory Animal Medicine
51.2510	Veterinary Preventive Medicine, Epidemiology, and Public Health
51.2511	Veterinary Infectious Diseases
51.2599	Veterinary Biomedical and Clinical Sciences, Other
51.2601	Health Aide
51.2602	Home Health Aide/Home Attendant
51.2603	Medication Aide
51.2604	Rehabilitation Aide
51.2699	Health Aides/Attendants/Orderlies, Other
51.2703	Medical Illustration/Medical Illustrator
51.2706	Medical Informatics
51.2799	Medical Illustration and Informatics, Other
51.3101	Dietetics/Dietitian
51.3102	Clinical Nutrition/Nutritionist
51.3103	Dietetic Technician
51.3104	Dietitian Assistant
51.3199	Dietetics and Clinical Nutrition Services, Other
51.3201	Bioethics/Medical Ethics
51.3300	Alternative and Complementary Medicine and Medical Systems, General
51.3301	Acupuncture and Oriental Medicine
51.3302	Traditional Chinese Medicine and Chinese Herbology
51.3303	Naturopathic Medicine/Naturopathy
51.3304	Homeopathic Medicine/Homeopathy

Code	Description
51.3305	Ayurvedic Medicine/Ayurveda
51.3306	Holistic Health
51.3399	Alternative and Complementary Medicine and Medical Systems, Other
51.3401	Direct Entry Midwifery
51.3499	Alternative and Complementary Medical Support Services, Other
51.3501	Massage Therapy/Therapeutic Massage
51.3502	Asian Bodywork Therapy
51.3503	Somatic Bodywork
51.3599	Somatic Bodywork and Related Therapeutic Services, Other
51.3601	Movement Therapy and Movement Education
51.3602	Yoga Teacher Training/Yoga Therapy
51.3603	Hypnotherapy/Hypnotherapist
51.3699	Movement and Mind-Body Therapies and Education, Other
51.3701	Aromatherapy
51.3702	Herbalism/Herbalist
51.3703	Polarity Therapy
51.3704	Reiki
51.3799	Energy and Biologically Based Therapies, Other
51.3801	Registered Nursing/Registered Nurse
51.3802	Nursing Administration
51.3803	Adult Health Nurse/Nursing
51.3804	Nurse Anesthetist
51.3805	Family Practice Nurse/Nursing
51.3806	Maternal/Child Health and Neonatal Nurse/Nursing
51.3807	Nurse Midwife/Nursing Midwifery
51.3808	Nursing Science
51.3809	Pediatric Nurse/Nursing
51.3810	Psychiatric/Mental Health Nurse/Nursing
51.3811	Public Health/Community Nurse/Nursing
51.3812	Perioperative/Operating Room and Surgical Nurse/Nursing

Code	Description
51.3813	Clinical Nurse Specialist
51.3814	Critical Care Nursing
51.3815	Occupational and Environmental Health Nursing
51.3816	Emergency Room/Trauma Nursing
51.3817	Nursing Education
51.3818	Nursing Practice
51.3819	Palliative Care Nursing
51.3820	Clinical Nurse Leader
51.3821	Geriatric Nurse/Nursing
51.3822	Women's Health Nurse/Nursing
51.3899	Registered Nursing, Nursing Administration, Nursing Research and Clinical Nursing, Other
51.3901	Licensed Practical/Vocational Nurse Training
51.3902	Nursing Assistant/Aide and Patient Care Assistant/Aide
51.3999	Practical Nursing, Vocational Nursing and Nursing Assistants, Other
51.9999	Health Professions and Related Clinical Sciences, Other
52.0101	Business/Commerce, General
52.0201	Business Administration and Management, General
52.0202	Purchasing, Procurement/Acquisitions and Contracts Management
52.0203	Logistics, Materials, and Supply Chain Management
52.0204	Office Management and Supervision
52.0205	Operations Management and Supervision
52.0206	Non-Profit/Public/Organizational Management
52.0207	Customer Service Management
52.0208	E-Commerce/Electronic Commerce
52.0209	Transportation/Mobility Management
52.0210	Research and Development Management
52.0211	Project Management
52.0212	Retail Management
52.0213	Organizational Leadership
52.0299	Business Administration, Management and Operations, Other

Code	Description
52.0301	Accounting
52.0302	Accounting Technology/Technician and Bookkeeping
52.0303	Auditing
52.0304	Accounting and Finance
52.0305	Accounting and Business/Management
52.0399	Accounting and Related Services, Other
52.0401	Administrative Assistant and Secretarial Science, General
52.0402	Executive Assistant/Executive Secretary
52.0406	Receptionist
52.0407	Business/Office Automation/Technology/Data Entry
52.0408	General Office Occupations and Clerical Services
52.0409	Parts, Warehousing, and Inventory Management Operations
52.0410	Traffic, Customs, and Transportation Clerk/Technician
52.0411	Customer Service Support/Call Center/Teleservice Operation
52.0499	Business Operations Support and Secretarial Services, Other
52.0501	Business/Corporate Communications
52.0601	Business/Managerial Economics
52.0701	Entrepreneurship/Entrepreneurial Studies
52.0702	Franchising and Franchise Operations
52.0703	Small Business Administration/Management
52.0799	Entrepreneurial and Small Business Operations, Other
52.0801	Finance, General
52.0803	Banking and Financial Support Services
52.0804	Financial Planning and Services
52.0806	International Finance
52.0807	Investments and Securities
52.0808	Public Finance
52.0809	Credit Management
52.0899	Finance and Financial Management Services, Other
52.0901	Hospitality Administration/Management, General

Code	Description
52.0903	Tourism and Travel Services Management
52.0904	Hotel/Motel Administration/Management
52.0905	Restaurant/Food Services Management
52.0906	Resort Management
52.0907	Meeting and Event Planning
52.0908	Casino Management
52.0909	Hotel, Motel, and Restaurant Management
52.0999	Hospitality Administration/Management, Other
52.1001	Human Resources Management/Personnel Administration, General
52.1002	Labor and Industrial Relations
52.1003	Organizational Behavior Studies
52.1004	Labor Studies
52.1005	Human Resources Development
52.1099	Human Resources Management and Services, Other
52.1101	International Business/Trade/Commerce
52.1201	Management Information Systems, General
52.1206	Information Resources Management
52.1207	Knowledge Management
52.1299	Management Information Systems and Services, Other
52.1301	Management Science
52.1302	Business Statistics
52.1304	Actuarial Science
52.1399	Management Sciences and Quantitative Methods, Other
52.1401	Marketing/Marketing Management, General
52.1402	Marketing Research
52.1403	International Marketing
52.1499	Marketing, Other
52.1501	Real Estate
52.1601	Taxation
52.1701	Insurance

Code	Description
52.1801	Sales, Distribution, and Marketing Operations, General
52.1802	Merchandising and Buying Operations
52.1803	Retailing and Retail Operations
52.1804	Selling Skills and Sales Operations
52.1899	General Merchandising, Sales, and Related Marketing Operations, Other
52.1901	Auctioneering
52.1902	Fashion Merchandising
52.1903	Fashion Modeling
52.1904	Apparel and Accessories Marketing Operations
52.1905	Tourism and Travel Services Marketing Operations
52.1906	Tourism Promotion Operations
52.1907	Vehicle and Vehicle Parts and Accessories Marketing Operations
52.1908	Business and Personal/Financial Services Marketing Operations
52.1909	Special Products Marketing Operations
52.1910	Hospitality and Recreation Marketing Operations
52.1999	Specialized Merchandising, Sales, and Marketing Operations, Other
52.2001	Construction Management
52.2101	Telecommunications Management
52.9999	Business, Management, Marketing, and Related Support Services, Other
53.0101	Regular/General High School/Secondary Diploma Program
53.0102	College/University Preparatory and Advanced High School/Secondary Diploma Program
53.0103	Vocational High School and Secondary Business/Vocational-Industrial/Occupational Diploma Program
53.0104	Honors/Regents High School/Secondary Diploma Program
53.0105	Adult High School/Secondary Diploma Program
53.0199	High School/Secondary Diploma Programs, Other
53.0201	High School Equivalence Certificate Program
53.0202	High School Certificate of Competence Program
53.0203	Certificate of IEP Completion Program
53.0299	High School/Secondary Certificates, Other
54.0101	History, General

Code	Description
54.0102	American History (United States)
54.0103	European History
54.0104	History and Philosophy of Science and Technology
54.0105	Public/Applied History
54.0106	Asian History
54.0107	Canadian History
54.0108	Military History
54.0199	History, Other
60.0101	Oral and Maxillofacial Surgery Residency Program
60.0102	Dental Public Health Residency Program
60.0103	Endodontics Residency Program
60.0104	Oral and Maxillofacial Pathology Residency Program
60.0105	Orthodontics Residency Program
60.0106	Pediatric Dentistry Residency Program
60.0107	Periodontology Residency Program
60.0108	Prosthodontics Residency Program
60.0109	Oral and Maxillofacial Radiology Residency Program
60.0199	Dental Residency Program, Other
60.0301	Veterinary Anesthesiology Residency Program
60.0302	Veterinary Dentistry Residency Program
60.0303	Veterinary Dermatology Residency Program
60.0304	Veterinary Emergency and Critical Care Medicine Residency Program
60.0305	Veterinary Internal Medicine Residency Program
60.0306	Laboratory Animal Medicine Residency Program
60.0307	Veterinary Microbiology Residency Program
60.0308	Veterinary Nutrition Residency Program
60.0309	Veterinary Ophthalmology Residency Program
60.0310	Veterinary Pathology Residency Program
60.0311	Veterinary Practice Residency Program
60.0312	Veterinary Preventive Medicine Residency Program



Code	Description
60.0313	Veterinary Radiology Residency Program
60.0314	Veterinary Surgery Residency Program
60.0315	Theriogenology Residency Program
60.0316	Veterinary Toxicology Residency Program
60.0317	Zoological Medicine Residency Program
60.0318	Poultry Veterinarian Residency Program
60.0319	Veterinary Behaviorist Residency Program
60.0320	Veterinary Clinical Pharmacology Residency Program
60.0399	Veterinary Residency Programs, Other
60.0401	Aerospace Medicine Residency Program
60.0402	Allergy and Immunology Residency Program
60.0403	Anesthesiology Residency Program
60.0404	Child Neurology Residency Program
60.0405	Clinical Biochemical Genetics Residency Program
60.0406	Clinical Cytogenetics Residency Program
60.0407	Clinical Genetics Residency Program
60.0408	Clinical Molecular Genetics Residency Program
60.0409	Colon and Rectal Surgery Residency Program
60.0410	Dermatology Residency Program
60.0411	Diagnostic Radiology Residency Program
60.0412	Emergency Medicine Residency Program
60.0413	Family Medicine Residency Program
60.0414	General Surgery Residency Program
60.0415	Internal Medicine Residency Program
60.0416	Neurological Surgery Residency Program
60.0417	Neurology Residency Program
60.0418	Nuclear Medicine Residency Program
60.0419	Obstetrics and Gynecology Residency Program
60.0420	Occupational Medicine Residency Program
60.0421	Ophthalmology Residency Program

Code	Description
60.0422	Orthopedic Surgery Residency Program
60.0423	Otolaryngology Residency Program
60.0424	Pathology Residency Program
60.0425	Pediatrics Residency Program
60.0426	Physical Medicine and Rehabilitation Residency Program
60.0427	Plastic Surgery Residency Program
60.0428	Psychiatry Residency Program
60.0429	Public Health and General Preventive Medicine Residency Program
60.0430	Radiation Oncology Residency Program
60.0431	Radiologic Physics Residency Program
60.0432	Thoracic Surgery Residency Program
60.0433	Urology Residency Program
60.0434	Vascular Surgery Residency Program
60.0499	Medical Residency Programs - General Certificates, Other
60.0501	Addiction Psychiatry Residency Program
60.0502	Adolescent Medicine Residency Program
60.0503	Blood Banking/Transfusion Medicine Residency Program
60.0504	Cardiovascular Disease Residency Program
60.0505	Chemical Pathology Residency Program
60.0506	Child Abuse Pediatrics Residency Program
60.0507	Child and Adolescent Psychiatry Residency Program
60.0508	Clinical Cardiac Electrophysiology Residency Program
60.0509	Clinical Neurophysiology Residency Program
60.0510	Congenital Cardiac Surgery Residency Program
60.0511	Critical Care Medicine Residency Program
60.0512	Cytopathology Residency Program
60.0513	Dermatopathology Residency Program
60.0514	Developmental-Behavioral Pediatrics Residency Program
60.0515	Diagnostic Radiologic Physics Residency Program
60.0516	Endocrinology, Diabetes and Metabolism Residency Program

Code	Description
60.0517	Forensic Pathology Residency Program
60.0518	Forensic Psychiatry Residency Program
60.0519	Gastroenterology Residency Program
60.0520	Geriatric Medicine Residency Program
60.0521	Geriatric Psychiatry Residency Program
60.0522	Gynecologic Oncology Residency Program
60.0523	Hematological Pathology Residency Program
60.0524	Hematology Residency Program
60.0525	Hospice and Palliative Medicine Residency Program
60.0526	Immunopathology Residency Program
60.0527	Infectious Disease Residency Program
60.0528	Interventional Cardiology Residency Program
60.0529	Laboratory Medicine Residency Program
60.0530	Maternal and Fetal Medicine Residency Program
60.0531	Medical Biochemical Genetics Residency Program
60.0532	Medical Microbiology Residency Program
60.0533	Medical Nuclear Physics Residency Program
60.0534	Medical Oncology Residency Program
60.0535	Medical Toxicology Residency Program
60.0536	Molecular Genetic Pathology Residency Program
60.0537	Musculoskeletal Oncology Residency Program
60.0538	Neonatal-Perinatal Medicine Residency Program
60.0539	Nephrology Residency Program
60.0540	Neurodevelopmental Disabilities Residency Program
60.0541	Neuromuscular Medicine Residency Program
60.0542	Neuropathology Residency Program
60.0543	Neuroradiology Residency Program
60.0544	Neurotology Residency Program
60.0545	Nuclear Radiology Residency Program
60.0546	Orthopedic Sports Medicine Residency Program

Code	Description
60.0547	Orthopedic Surgery of the Spine Residency Program
60.0548	Pain Medicine Residency Program
60.0549	Pediatric Cardiology Residency Program
60.0550	Pediatric Critical Care Medicine Residency Program
60.0551	Pediatric Dermatology Residency Program
60.0552	Pediatric Emergency Medicine Residency Program
60.0553	Pediatric Endocrinology Residency Program
60.0554	Pediatric Gastroenterology Residency Program
60.0555	Pediatric Hematology-Oncology Residency Program
60.0556	Pediatric Infectious Diseases Residency Program
60.0557	Pediatric Nephrology Residency Program
60.0558	Pediatric Orthopedics Residency Program
60.0559	Pediatric Otolaryngology Residency Program
60.0560	Pediatric Pathology Residency Program
60.0561	Pediatric Pulmonology Residency Program
60.0562	Pediatric Radiology Residency Program
60.0563	Pediatric Rehabilitation Medicine Residency Program
60.0564	Pediatric Rheumatology Residency Program
60.0565	Pediatric Surgery Residency Program
60.0566	Pediatric Transplant Hepatology Residency Program
60.0567	Pediatric Urology Residency Program
60.0568	Physical Medicine and Rehabilitation/Psychiatry Residency Program
60.0569	Plastic Surgery Within the Head and Neck Residency Program
60.0570	Psychosomatic Medicine Residency Program
60.0571	Pulmonary Disease Residency Program
60.0572	Radioisotopic Pathology Residency Program
60.0573	Reproductive Endocrinology/Infertility Residency Program
60.0574	Rheumatology Residency Program
60.0575	Sleep Medicine Residency Program
60.0576	Spinal Cord Injury Medicine Residency Program

Code	Description
60.0577	Sports Medicine Residency Program
60.0578	Surgery of the Hand Residency Program
60.0579	Surgical Critical Care Residency Program
60.0580	Therapeutic Radiologic Physics Residency Program
60.0581	Transplant Hepatology Residency Program
60.0582	Undersea and Hyperbaric Medicine Residency Program
60.0583	Vascular and Interventional Radiology Residency Program
60.0584	Vascular Neurology Residency Program
60.0599	Medical Residency Programs - Subspecialty Certificates, Other
60.0601	Podiatric Medicine and Surgery - 24 Residency Program
60.0602	Podiatric Medicine and Surgery - 36 Residency Program

# Appendix B - Data Sources and Calculations

## Completers Data

The completers data in this report is taken directly from the national IPEDS database published by the U.S. Department of Education's National Center for Education Statistics.

## Institution Data

The institution data in this report is taken directly from the national IPEDS database published by the U.S. Department of Education's National Center for Education Statistics.

## Occupation Data

EMSI occupation employment data are based on final EMSI industry data and final EMSI staffing patterns. Wage estimates are based on Occupational Employment Statistics (QCEW and Non-QCEW Employees classes of worker) and the American Community Survey (Self-Employed and Extended Proprietors). Occupational wage estimates also affected by county-level EMSI earnings by industry.

## Location Quotient

Location quotient (LQ) is a way of quantifying how concentrated a particular industry, cluster, occupation, or demographic group is in a region as compared to the nation. It can reveal what makes a particular region unique in comparison to the national average.

## State Data Sources

This report uses state data from the following agencies: Alabama Department of Industrial Relations; Alaska Department of Labor and Workforce Development; Arizona Department of Administration, Office of Employment and Population Statistics; Arkansas Department of Workforce Services; California Labor Market Information Department; Colorado Department of Labor and Employment; Connecticut did not provide us with a data source; Delaware Office of Occupational and Labor Market Information, Delaware Wages 2004; District of Columbia Department of Employment Services; Florida Department of Economic Opportunity; Georgia Department of Labor, Workforce Information and Analysis, Occupational Information Services Unit; Hawaii Department of Labor and Industrial Relations, Research and Statistics Office; Idaho Department of Labor; Illinois Department of Employment Security, Employment Projections; Indiana Department of Workforce Development; Iowa Workforce Development; Kansas Department of Labor, Labor Market Information Services, Kansas Wage Survey; Kentucky Office of Employment and Training; Louisiana Department of Labor; Maine did not provide us with a data source; Maryland Department of Labor, Licensing and Regulation, Office of Labor Market Analysis and Information; Massachusetts Executive Office of Labor and Workforce Development; Michigan Department of Labor and Economic Growth, Bureau of Labor Market Information and Strategic Initiatives; Minnesota Department of Employment and Economic Development; Mississippi Department of Employment Security; Missouri Department of Economic Development; Montana Department of Labor and Industry, Research and Analysis Bureau; Nebraska Workforce Development; Nevada Department of Employment, Training and Rehabilitation, Information Development and Processing Division, Research and Analysis Bureau; New Hampshire Department of Employment Security; New Jersey Department of Labor and Workforce Development; New Mexico Department of Labor, Bureau of Economic Research and Analysis; New York Department of Labor, Division of Research and Statistics; North Carolina Department of Commerce, Labor and Economic Analysis Division; North Dakota Job Service, Labor Market Information Center; Ohio Department of Job and Family Services, Labor Market Information Division; Oklahoma Employment Security Commission; Oregon Employment Department, Oregon Labor Market Information System; Pennsylvania Department of Labor and Industry, Center for Workforce Information and Analysis; Rhode Island did not provide us with a data source; South Carolina Employment Security Commission, Labor Market Information Department; South Dakota Department of Labor, Labor Market Information Division; Tennessee Department of Labor and Workforce Development, Research and Statistics Division; Texas Workforce Commission; Utah Department of Workforce Services; Vermont did not provide us with a data source; Virginia Employment Commission, Economic Information Services; Washington State Employment Security Department, Labor Market and Economic Analysis Branch; West Virginia Bureau of Employment Programs, Research Information & Analysis Division; Wisconsin Department of Workforce Development, Bureau of Workforce Information; Wyoming Department of Employment, Research and Planning